

The Local Authority executes its market management statutory duties under the Childcare Acts 2006 and 2016 when considering its sufficiency response to any situation. The LA considers all of the sufficiency indicators when annually assessing the childcare market. The latest Childcare Sufficiency Assessment is attached as **Appendix 1**.

Is it clear that as a result of the pandemic demand for childcare (especially out of school childcare) is falling and therefore the likelihood of there being any sufficiency concerns in the near future is remote. However, given the current unpredictability of the employment market it is difficult to predict whether this will continue. The LA assesses demand on a termly basis by geographical localities and so we are confident that we can respond swiftly to any emerging issues.

Demand for childcare is generally more difficult to predict than demand for a school place as parents may choose to have their childcare near their home, near their place of work or at any location on their home-work travel route.

Sufficient childcare, in Section 6 of the Childcare Act 2006, is defined as ‘sufficient to meet the requirements of parents in the Local Authority’s area who require childcare in order to enable them to:-

- a) take up, or remain in, work;
- b) undertake education or training which could reasonably be expected to assist them in obtaining work.’

The term “reasonably practicable” when applied to the sufficiency duty allows Local Authorities to take into account their resources and capabilities when deciding how to address gaps in the childcare market. Resources mean not just the available funding but also staff and premises. Capabilities might include experience and expertise. Local Authorities will be expected to meet local needs they have identified for childcare as far as they are able to within those constraints.

## **CALDERDALE COUNCIL CHILDCARE SUFFICIENCY ASSESSMENT REVIEW**

**JANUARY 2020**

### **Introduction**

Section 11 of the Childcare Act 2006 placed a duty on all Local Authorities to undertake a Childcare Sufficiency Assessment (CSA). The assessment is seen as a necessary first step towards securing sufficient childcare provision so far as is reasonably practicable, enabling Local Authorities to identify gaps and establish plans to meet the demands of parents in order to fulfil the Section 6 Childcare Sufficiency Duty. The Department for Education (DfE) introduced measures in the Children and Families Act 2014 to repeal the duty to publish detailed sufficiency assessments every three years and replaced it with a duty to “report annually to elected council members on how they are meeting their duty to secure sufficient childcare and to make this report available and accessible to parents”. It is for Local Authorities to decide the appropriate level of detail in their report and its date of publication.

Sufficient childcare, in Section 6 of the Childcare Act 2006, is defined as ‘sufficient to meet the requirements of parents in the Local Authority’s area who require childcare in order to enable them to:-

- a) take up, or remain in, work;
- b) undertake education or training which could reasonably be expected to assist them in obtaining work.’

Section 6 (2) of the Act also provides that, when determining whether the provision of childcare is sufficient, the Local Authority must have regard to the needs of parents for the provision of childcare for which the childcare element of the Working Tax Credit can be claimed, and childcare suitable for disabled children.

However, there are other groups who are often socially excluded and Local Authorities should work with providers to secure childcare that is suitable for and inclusive of:

- children from minority ethnic groups, including refugees and asylum seekers; and
- children from disadvantaged and socially excluded groups such as looked after children, families with a teenaged parent, and families with a parent who is homeless, mentally ill, disabled, misusing substances, in prison or experiencing domestic violence.

‘Sufficiency’ covers both immediate demand and a longer-term strategic approach to assessment of parents’ likely requirements, both in relation to those parents in work and those who wish to enter work, and identify a lack of childcare as a barrier to accessing work. Although a Local Authority must take action to secure childcare to meet unmet needs of local parents as a group, it will not be failing to fulfil the duty solely on the grounds that an individual parent’s particular need is not being met at a particular time.

The term “reasonably practicable” when applied to the sufficiency duty allows Local Authorities to take into account their resources and capabilities when deciding how to address gaps in the childcare market. Resources mean not just the available funding but also staff and premises. Capabilities might include experience and expertise. Local Authorities will be expected to meet local needs they have identified for childcare as far as they are able to within those constraints.

Local Authorities are required to support the development of the childcare market in the area in order to

deliver a flexible, sustainable and responsive offer to parents. This 'market management' role means that in order to secure sufficiency, Local Authorities are not expected to provide childcare themselves (although they may do so in certain circumstances).

Key considerations to take into account when assessing the sufficiency position include the:

- State of the labour market.
- Quality and capacity of childcare providers, including their funding, staff, premises, experience and expertise.
- Level of demand for specific types of providers, in a particular locality and the amount and type of supply that currently exists.
- Local Authority's resources, capabilities and overall budget priorities.
- National government initiatives.

There are a number of factors which can be regarded as the 'benchmark' of sufficiency. Local Authorities will need to satisfy themselves that, so far as is reasonably practicable:

- There are sufficient **places overall** in each sub-Local Authority area, having regard to demographic trends and to patterns of employment and of travelling to work.
- There is sufficient **flexibility**, with places being available at the right times (for example, in the early morning, late evening, at weekends or during school holidays), to fit in with working patterns.
- Places are sufficiently **accessible**, so that parents do not have to travel too far out of their way to access childcare.
- Childcare places are high **quality**, in terms of judgements made by Ofsted.
- There is sufficient **range**, with the balance between sessional and full day care appropriate to meet the needs of parents identified through the assessment.
- There is sufficient **knowledge and information** about supply of places
- Childcare places are sufficiently **affordable**.
- Childcare places are sufficiently **inclusive** and meet **particular needs**.
- Childcare places are sufficiently **sustainable**.

Changes to national childcare policy are likely to be the key driver influencing parents' demand for childcare.

Recent government policy changes and considerations have included:

- The announcement of the 2019 one year Spending Round <https://www.gov.uk/government/publications/spending-round-2019-document>
- The launch of the new Ofsted framework <https://www.gov.uk/government/publications/early-years-inspection-handbook-eif> with different judgement areas and grade descriptors which have less focus on data and more focus on: Vocabulary, Physical Development, Quality of Education, Leadership and Management and Cultural capital.
- The launch of an Early Years Professional Development Fund to develop and implement a comprehensive programme of evidence-based training, development and coaching support to nominated Early Years Continuing Professional Development (CPD) Champions across England.
- The launch of a consultation on revisions to the Early Years Foundation Stage Framework and changes to the moderation of EYFSP scores: <https://consult.education.gov.uk/early-years-quality-outcomes/early-years-foundation-stage-reforms/>
- Publication of the latest DfE childcare and early years survey at <https://www.gov.uk/government/statistics/childcare-and-early-years-providers-survey-2019>

Locally the Council has supported by childcare providers by implementing a Business Rates Local Retail Discount Scheme for 2019/20 and 2020/21. The government announced at the Autumn Budget 2018 that it would provide assistance for local authorities to adopt a business rates retail discount scheme. This was for occupied retail properties with a rateable value of less than £51,000 in 2019/20 and 2020/21. In February 2019 the scheme was adopted by Cabinet in Calderdale. Whilst the government guidance did not

specifically list childcare providers as a qualifying retail use, Cabinet approved their inclusion in Calderdale's Scheme. This meant that qualifying businesses could receive relief of 1/3<sup>rd</sup> of the net business rates bill after applying all other reliefs.

## Demographic Data

Calderdale is the sixth largest of the 36 metropolitan authorities in terms of land, yet the seventh smallest in terms of population. Calderdale has a mix of both rural and urban communities, made up of 17 wards.

Data on the demographic and economic profile of Calderdale MBC and its individual wards is available online at <https://dataworks.calderdale.gov.uk/>

## Earnings by Children's Centre Reach Area – 2019

Children's Centre Reach Area	Number of Households	Median Income	Household income below £15,000	
			Number of Households	% of Households
Ash Green	1724	£18,624	742	43%
Boothtown	4713	£23,147	1429	30%
Creations	4435	£29,494	1001	23%
Elland	9971	£32,698	1988	20%
Field Lane	6219	£31,268	1300	21%
Hebden Vale	13380	£38,377	2090	16%
Illingworth	3370	£30,588	689	20%
Innovations	2873	£25,932	789	27%
Jubilee	2367	£21,431	745	31%
Kevin Pearce	3320	£22,002	1120	34%
Kevin Pearce (Northowram & Shelf)	5412	£35,223	890	16%
Little Stars	2911	£24,585	704	24%
New Road	6807	£27,718	1618	24%
Siddal	8724	£34,132	1567	18%
Sunshine	1704	£25,081	409	24%
Todmorden	7282	£29,379	1649	23%
Wellholme	10971	£33,190	2140	20%
Calderdale	96183	£30,949	20872	22%

Data source: Experian Mosaic Public Sector 2014: Calderdale Household data May 2019

Calderdale has also developed an Anti-Poverty Dashboard available at <https://opendata.calderdale.gov.uk/extensions/Poverty-index/Poverty-index.html>

## Indices of Multiple Deprivation

The Index of Multiple Deprivation (IMD) is one of a set of English indices of deprivation, and is released by the Department for Communities and Local Government every three to five Years. LSOAs are small geographic areas of approximately 1,500 people, and there are 128 LSOAs in Calderdale.

For more information visit <https://www.calderdale.gov.uk/v2/residents/health-and-social-care/joint-strategic-needs-assessment/inequalities/deprivation#expandable-6>

## Migration

Migration Yorkshire regularly produces different types of statistics documents, each based on different data sources. Publicly available summaries of all Local Migration Profiles which describe the main migration trends and data are available to download from at [www.migrationyorkshire.org.uk/statistics](http://www.migrationyorkshire.org.uk/statistics).

## **Support for the Childcare Market**

The Adult and Children's Finance Team provide business and financial information, advice and support to all types of early years and childcare providers. This team supports schools, settings and childminders that are in receipt of funding for Early Learning and Childcare, to comply with statutory guidance and local funding agreements. This support is achieved by undertaking regular compliance audit visits and through one-to-one support, developing and providing resources and delivering briefings.

For the period 1 April to 1 December 2019, the Team have undertaken;

- 84 compliance visits including 18 reviews of actions.
- 1 network event.
- 19 business support meetings, including visits to help new administrators and newly funded providers comply with financial and statutory requirements.

The Team provide information, advice and support for early years and childcare providers (including employees and prospective providers) regarding;

- Governance and models of delivery.
- National and local policy on the funded entitlement for 2, 3 & 4 year olds.
- Business Planning and Sustainability.
- Financial Planning and Management, including accessing and reporting capital and sustainability grants.
- Systems and Processes to comply with Local Authority funding arrangements.

In addition to the support listed above, the Team is involved in consulting early years providers on changes to local funding arrangements, ensuring that the Local Authority complies with finance regulations and submitting statutory finance reports to the Government.

The Early Years Improvement Officers provide appropriate challenge and guidance for all of the Early Years and Childcare market to deliver the Mind the Gap agenda in Calderdale through developing good practice to support children at risk of poorer outcomes. This is achieved by working collaboratively with providers to ensure the effective implementation of the Learning & Development, Assessment and Safeguarding & Welfare Requirements of the Early Years Foundation Stage (EYFS) and the Ofsted compulsory and voluntary childcare registers. The role of the Early Years Improvement Officer is to:

- Work collaboratively with providers who have been rated less than good by Ofsted to negotiate and implement a range of interventions which are targeted at raising the quality of the provision in line with Ofsted actions and recommendations.
- Support practitioners to identify children who may be at risk, through developing good practice relating to Safeguarding and Early Intervention.
- Provide advice and practical support to providers on a range of inclusion issues to ensure children with SEND are effectively supported through a model of Quality First Teaching and Learning.
- Advise and inform potential providers (including pre-registration childminders) on key areas in relation to;
  - creating and developing a high quality and sustainable business;
  - EYFS requirements;
  - legislative requirements;
  - Local Authority requirements;
- Support prospective childminders to complete the LA training package prior to registration with Ofsted.

- Support the continued development and consolidation of early years and childcare provider groups, forums and networks, and to write and deliver training to support the early years and childcare practitioners in their continuous professional development.
- Encourage and support links between early years and childcare settings, children's centres and schools through sharing of good practice and dissemination of ideas, current research and government agenda.

Key Initiatives for the team in 2019 have included:

- Prioritising safeguarding in the sector.
- The process for sharing domestic abuse notifications has been reviewed and developed and is now becoming part of everyday practice. Gaps in the processes were recognised and addressed. The DSL lead meetings have looked at a wide range of subjects that have influenced safeguarding practice in settings, for example.
- Perinatal mental health.
- Referral processes for MAST and Early Intervention.
- Thresholds for referrals.
- Emotional Health and Wellbeing. In year two of the Emotional Health and Wellbeing project we have upskilled the champions in successfully delivering training to their teams. The EHWP audit has been cascaded to the sector and those settings that have taken part in this have feedback that the process has been useful in upskilling their knowledge in EHWP and effectively supporting children, families and staff members. The Resilience Film has been screened for the Calderdale Children's Centres and the Calderdale College HE students and was very well received. Training by the Women Centre has been offered to settings as has Empathy Doll training and these have been well attended.
- Quality Assurance - the team is continuing to support a small number of settings in Calderdale to complete the Steps to Quality scheme. The last remaining assessments will be completed by the end of the financial year.
- Workforce Strategy - The team have developed the Early Years Placement Student and Apprentice guide June 2019 guide that has been disseminated through the workforce strategy to the colleges, universities, careers advisors, private training companies, early years providers and early years students to support them in their transition into early years workplaces.

The Quality Improvement and Support Team underwent a restructure in 2019, resulting in a reduction in posts. The new Early Years Improvement Officers' team will have close links with the School Effectiveness Team. The team will be refocusing its work to deliver the Local Authority's statutory duties under the Childcare Acts 2006 and 2016. It will continue to offer guidance to the sector with safeguarding issues. The team will also support the early years and childcare market and practitioners to deliver the 'Mind the Gap' Agenda in Calderdale through developing good practice in teaching and learning to support children at risk of poorer outcomes.

### **Inclusion Funding for Children with SEND**

Inclusion Funding is a Calderdale Early Intervention fund that supports Ofsted registered Early Years and childcare provision to be able to meet the individual needs of children and young people (0 -18 years) with SEND to access early education and childcare. There is a statutory duty for all Local Authorities to support children aged 3-4 in receipt of early education funding with low and emerging needs. In 2018-2019 the Local Authority has been able to continue funding over and above their statutory duty following a lengthy review that evaluated the impact and cost effectiveness of the service.

Inclusion Funding enables parents and carers and their children to use early education and childcare provision in their local area by supporting children's individual needs, for example; partnership working, enhancing staff to child ratios and training. This increases staff confidence and promotes quality inclusive provision without always the need for high cost specialist placements. This is in conjunction with other Local

Authority Specialist SEND Teams, the Portage and Early Years Support Team and the Specialist Inclusion Service.

Inclusion Funding for the period April 2019 – December 2019 has supported 239 children across Calderdale in early years and childcare provision covering the whole of the childcare market. 34 are in receipt of an Education, Health and Care Plan.

To support childcare providers further in meeting children's individual needs, Inclusion Funding in partnership with Short Breaks, has a successful training package available to upskill and challenge practitioners attitude to inclusion. This training enhances Calderdale's Early Intervention Strategy and encourages staff teams and parents to access the training together securing partnership working, consistency and resilience for children and their families.

Regular monitoring of Inclusion Funding in early years and childcare provision enables the Local Authority to impact assess the quality and measure the difference made to children's outcomes and narrowing the education gap. If appropriate, further support can be offered either through training opportunities/referrals to other agencies.

A network for Early Years SENCOs, SEND Champions and an annual SEND conference has been supported with Inclusion Funding and implemented alongside the wider team of Portage and Early Years Support and the Specialist Inclusion Team. Inclusion Funding supports the implementation of the Children and Families Act 2014 by:

- Working collaboratively with families.
- Supporting children from birth up to adulthood.
- Supporting children with health, education and care needs.
- Supporting children with or without an EHC plan.
- Focusing on outcomes for children and their families.
- Supporting the early identification of children's needs.
- Complementing Calderdale's approach to EHC plans.
- Forming part of the Local Offer.
- Promoting inclusive practice through quality first teaching.
- Supporting childcare settings to meet their statutory duty as part of the SEND Code of Practice and the EYFS framework in meeting children's individual needs.

## **Workforce Development**

The Early Years and Childcare Programme provides a comprehensive range of training and development for the PVI sector. The programme is developed following consultation with the sector and also includes the Inclusion Funding training offer.

Graduate development in Calderdale is offered through access to the EYP/T network. A programme of events is offered during the year including targeted leadership training and speaker events. The EYP/T network continues to collaborate on the development of an annual early Years event.

A 'task and finish' group has also developed a local Workforce Strategy.

## **The Early Years & Childcare Sufficiency Team (EYCST)**

With lead responsibility for monitoring and paying the early education funding to early Years providers in Calderdale, the team also supports the development of childcare places by providing up to date market management information to support business decisions.

The team has overall responsibility for delivering many of the key duties in the Childcare Acts 2006 and 2016, including the provision of an information service for families which it provides by telephone, face to face, online and using social media.

The EYCST runs several marketing campaigns a year aimed at communicating details of local childcare provision and the early education entitlements to parents. It also regularly attends outreach events to work with key stakeholders to promote the benefits of quality childcare and early years provision. A key focus for 2019 has been its work with JobCentre Plus to support lone parents into work.

## Overall Picture of Childcare and Early Education in Calderdale

### Number of Ofsted Registered Places (December 2019)

	Childminders/ Childcare On Domestic Premises (0-8)	Full Daycare <sup>1</sup>	Sessional/ Part Time Daycare <sup>2</sup>	Out Of School/ Holiday Clubs	Total
Ash Green	6	15	0	100	121
Boothtown	46	554	0	196	796
Creations	22	153	45	52	272
Elland	112	432	88	468	1100
Field Lane	38	410	0	192	640
Hebden Vale	110	478	146	476	1210
Illingworth	41	72	0	195	308
Innovations	12	68	0	77	157
Jubilee	0	49	101	24	174
Kevin Pearce	47	228	71	220	566
Little Stars	6	150	0	40	196
New Road	22	230	16	105	373
Siddal	89	293	79	356	817
Sunshine (Mount Pellon)	0	0	16	30	46
Todmorden	18	244	0	168	430
Wellholme	136	419	72	260	647
<b>Total</b>	<b>705</b>	<b>3795</b>	<b>634</b>	<b>2959</b>	<b>7853</b>

<sup>1</sup>Full daycare: a place which is available for at least 6 hours/day for five days/week. Does not include maintained and academy nurseries.

<sup>2</sup>Sessional daycare: a place which is available for between 2.5 and 6 hours/day

There are also 5 home child-carers registered to provide care in the child's own home. Some Children's Centres offer crèche facilities for parents accessing services. The count above is of actual Ofsted registered places and not those places which providers choose to make available at any one time. Where an out of school club also operates a holiday scheme, the places have been counted twice, as a place could be occupied by a different child during term time and holiday periods.

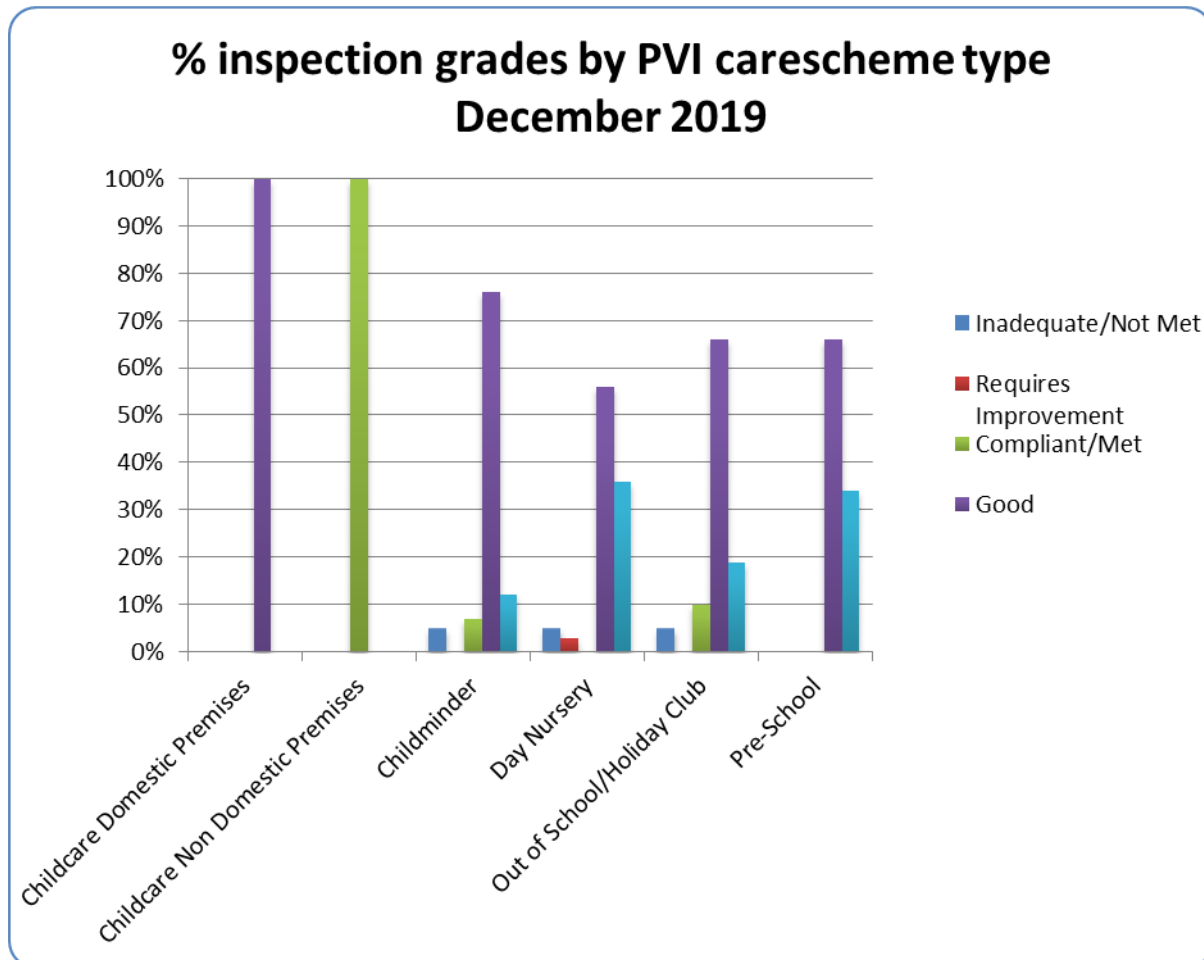
A breakdown of places opened and closed between 1<sup>st</sup> January 2019 and 31<sup>st</sup> December 2019 by Children's Centre Reach Area is attached in Appendix 1.

## Overall Calderdale picture

### Number of Children Per Ofsted Registered Place by Age Range (December 2019)

	0-4s		5-10s		
	Term-time	School holidays	Before school in term-time	After-school in term-time	School holidays
Total number of places	5342	3525	2203	2714	891
Total number of children	11969	11969	16716	16716	16716
<b>Total number of children per place</b>	<b>2.2</b>	<b>3.4</b>	<b>7.6</b>	<b>6.2</b>	<b>18.8</b>

### Ofsted Inspection Grades Analysis (December 2019)



Source: Evince childcare database; Ofsted data; includes only those providers with an inspection grade.

## The Funded Early Education Entitlement for Three and Four Year Olds

Historically, we have enjoyed a high level of take up of the funded entitlement for three and four year olds in Calderdale. The LA currently has one of the highest % take up of the funded entitlement for three and four year olds of all LAs in England at 100% against a Yorkshire & Humber take up of 96% and an England take up of 94%.

% of 3 and 4 year olds taking up some funded early education	2014	2015	2016	2017	2018	2019
Calderdale	113%	106%	102%	103%	100%	100%
Yorkshire & Humber	99%	98%	98%	97%	97%	96%
England	97%	96%	95%	95%	94%	94%

91% of all three and four year olds in Calderdale currently benefit from funded universal early education (15 hours) in a provider rated good or outstanding. This is above the regional average of 87% and slightly below the national average of 92%.

The Local Authority funds significant numbers of children from bordering Local Authorities throughout the year.

Term	Children from other LAs funded in Calderdale	Calderdale children funded in other LAs.
Spring 2019	333	95
Summer 2019	356	117
Autumn 2019	228	66

The funded early education entitlement is provided by 187 PVI childcare providers and 14 academy nurseries in Calderdale ensuring there is a wide range of choice for parents. There are 34 maintained nursery schools offering the funded entitlement.

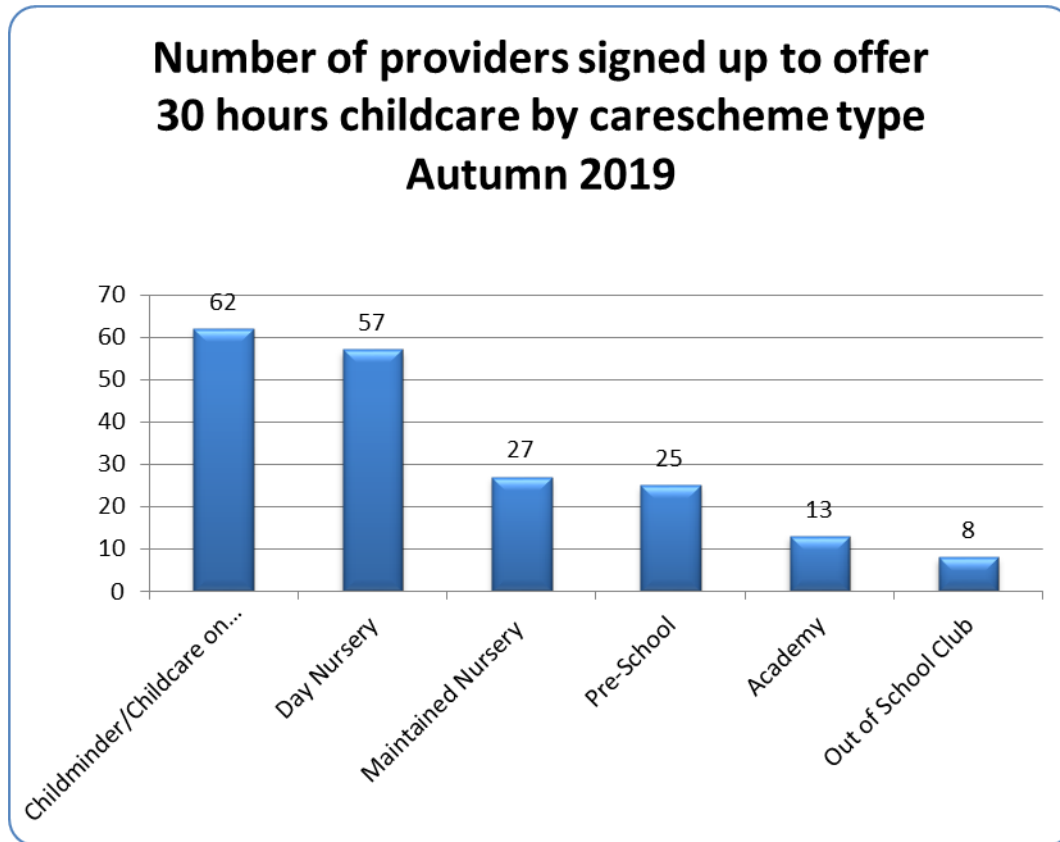
Since the introduction of 30 hours of childcare for eligible 3 and 4 year olds in September 2017, the LA has seen an excellent take up term on term.

A child is entitled to the extended entitlement if the child has attained the age of three, is under compulsory school age and the child's parent(s) meets the eligibility criteria set out below.

- The parent of the child (and their partner where applicable) should be seeking the free childcare to enable them to work.
- The parent of the child (and their partner where applicable) should also be in qualifying paid work. Each parent or the single parent in a lone parent household will need to expect to earn the equivalent of 16 hours at the national living wage or their national minimum wage rate over the forthcoming quarter.
- Where one or both parents are in receipt of benefits in connection with sickness or parenting, they are treated as though they are in paid work.
- Where one parent (in a couple household) is in receipt or could be entitled to be in receipt of specific benefits related to caring, incapacity for work or limited capability for work that they are treated as though they are in paid work.
- Where a parent is in a 'start-up period' (i.e. they are newly self-employed) they do not need to demonstrate that they meet the income criteria for 12 months in order to qualify for the extended entitlement.

- If either or both parents' income exceeds £100,000 they will not be eligible for the extended entitlement.

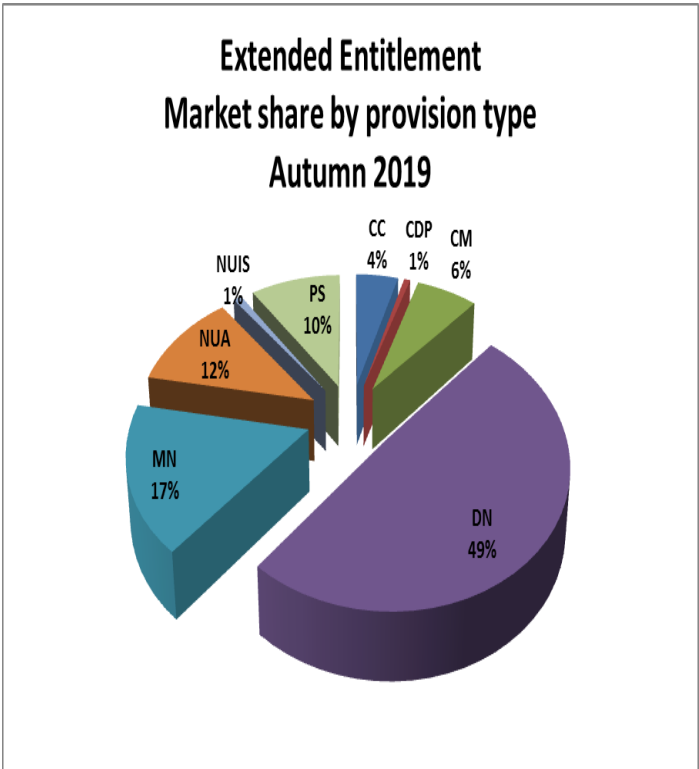
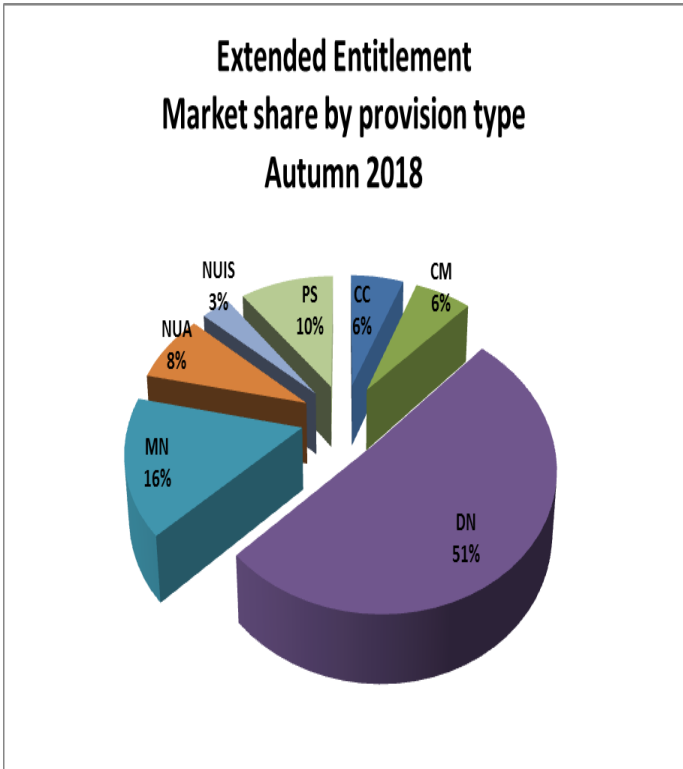
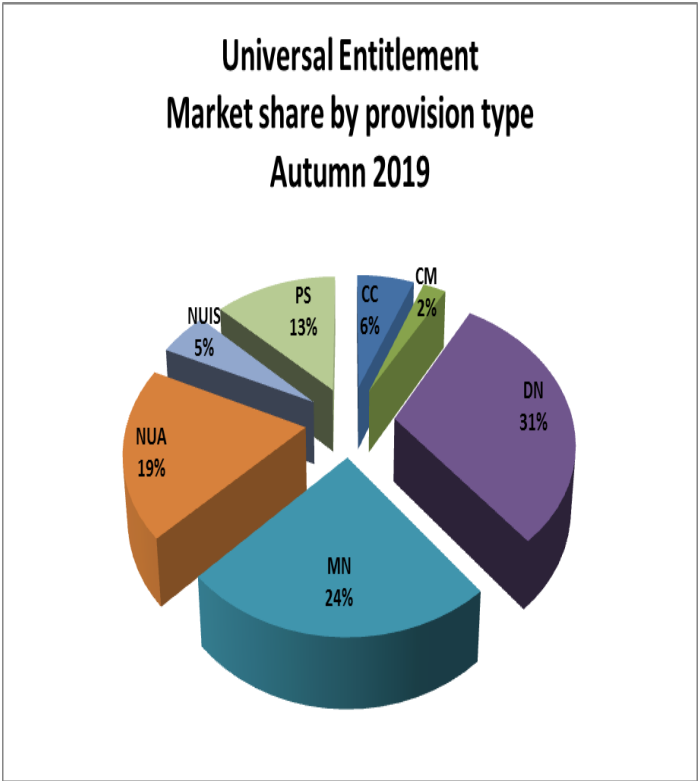
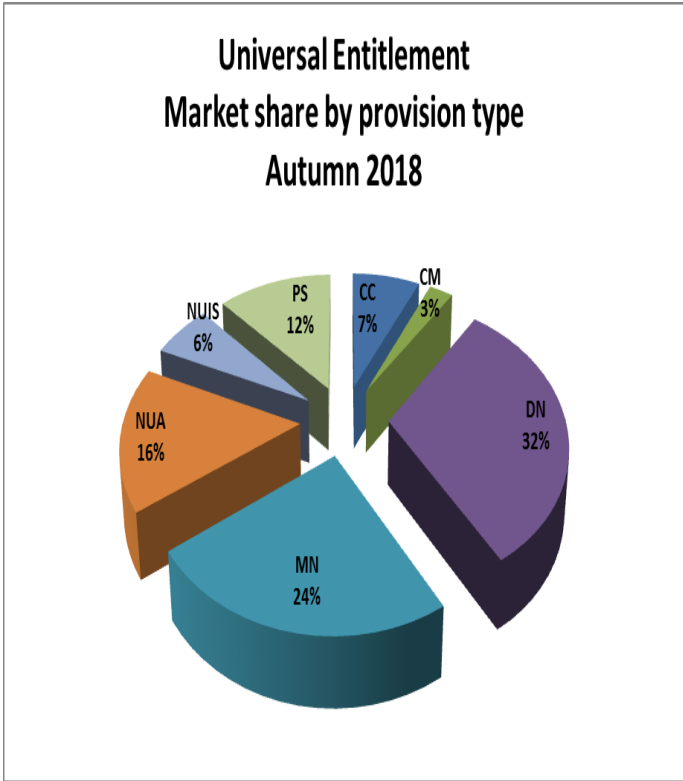
In the Autumn Term 2019, 192 providers are signed up to offer part or all of the 30 hours childcare.

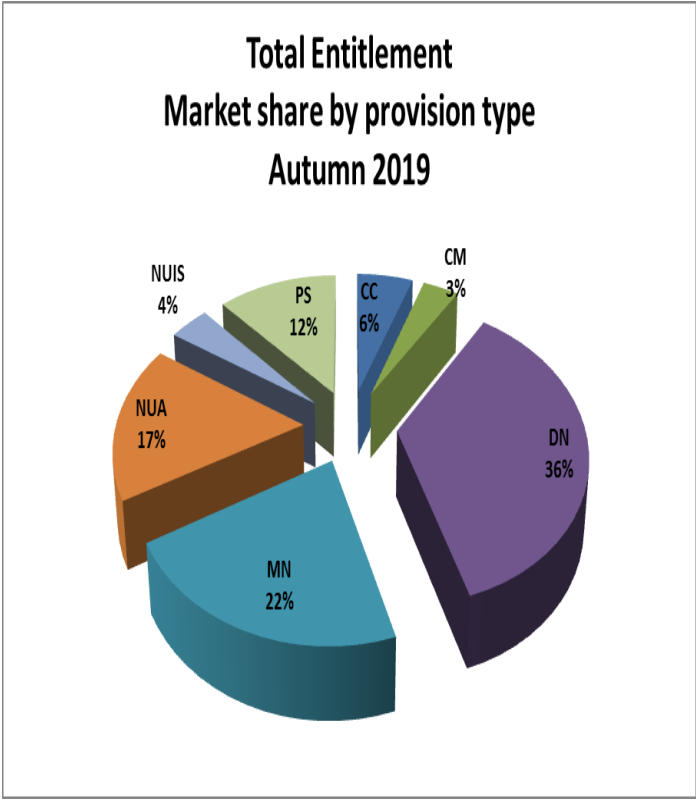
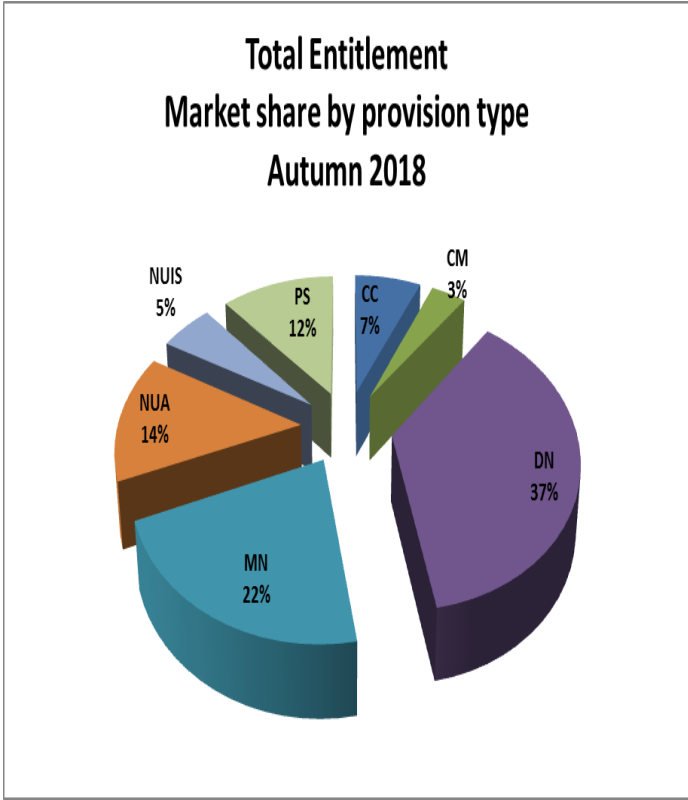


1,618 children took up all or part of their extended entitlement in Spring Term 2019 and this rose to 1,954 in the Summer Term 2019. In line with the cyclical nature of the childcare market, 1,235 individual children took up part of their extended entitlement in the Autumn Term 2019. 60% of parents took up the extended entitlement at a provider in the Children's Centre Reach Area where they lived.

Data is analysed at individual Children's Centre Reach Area showing a comparison by setting for numbers of funded children comparing term on term and also comparing the term with the same term the previous year. These tables are available in the Children's Centre sections on pages 27 to 61.

The market has responded well to the extended entitlement in Calderdale. There has been remarkably little change in the market share of the delivery of the extended hours from Autumn 2017 indicating that the local childcare market was relatively mature at an early stage in the rollout. The Local Authority continues to work with providers to help them assess their delivery models and respond to the changing demands of parents.





There has been an anticipated fall in Universal take up of 35% from Summer 2019 to Autumn 2019.

There is a minimal 1.5% fall in Universal take up from Autumn 2018 to Autumn 2019.

Extended entitlement has fallen 39% from Summer 2019 to Autumn 2019.

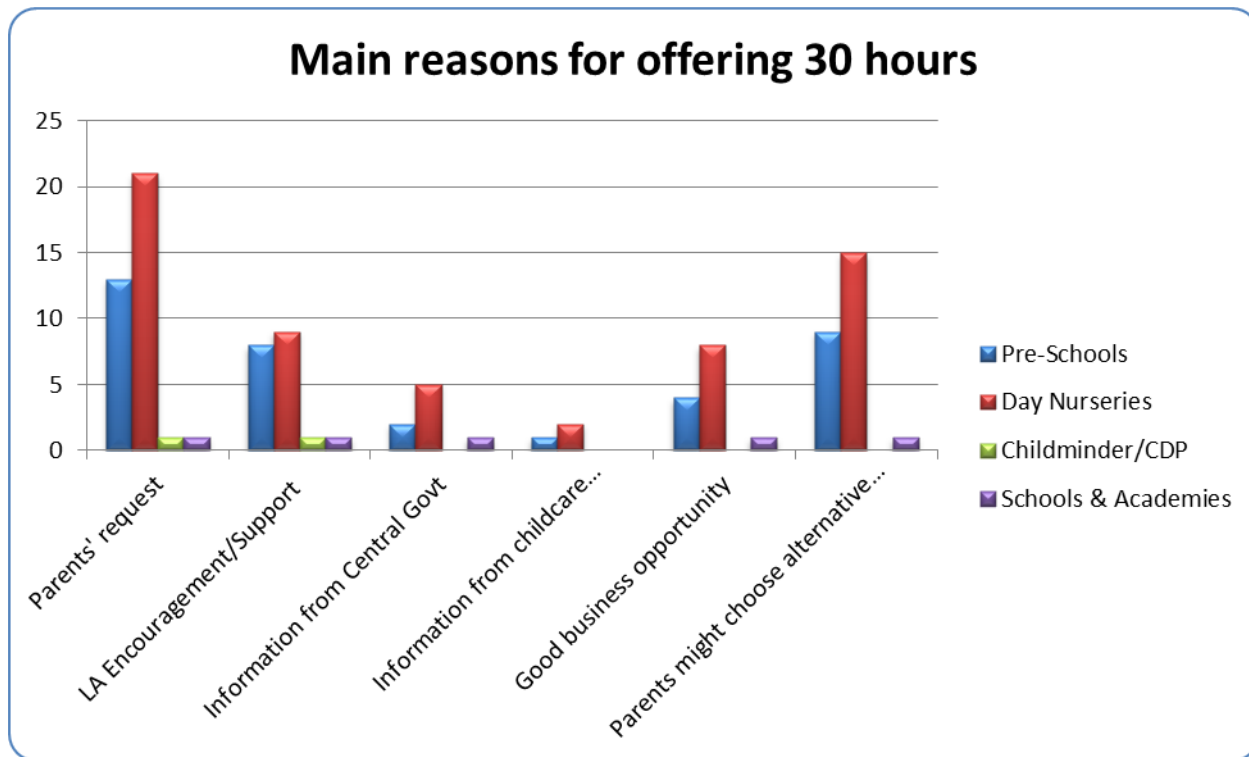
Extended entitlement has also had minimal change from Autumn 2018 to Autumn 2019, with a fall of just 1.2%.

When combining the Universal & Extended entitlement take up has fallen 36% from Summer 2019 to Autumn 2019 and by 0.7% from Autumn 2018 to Autumn 2019.

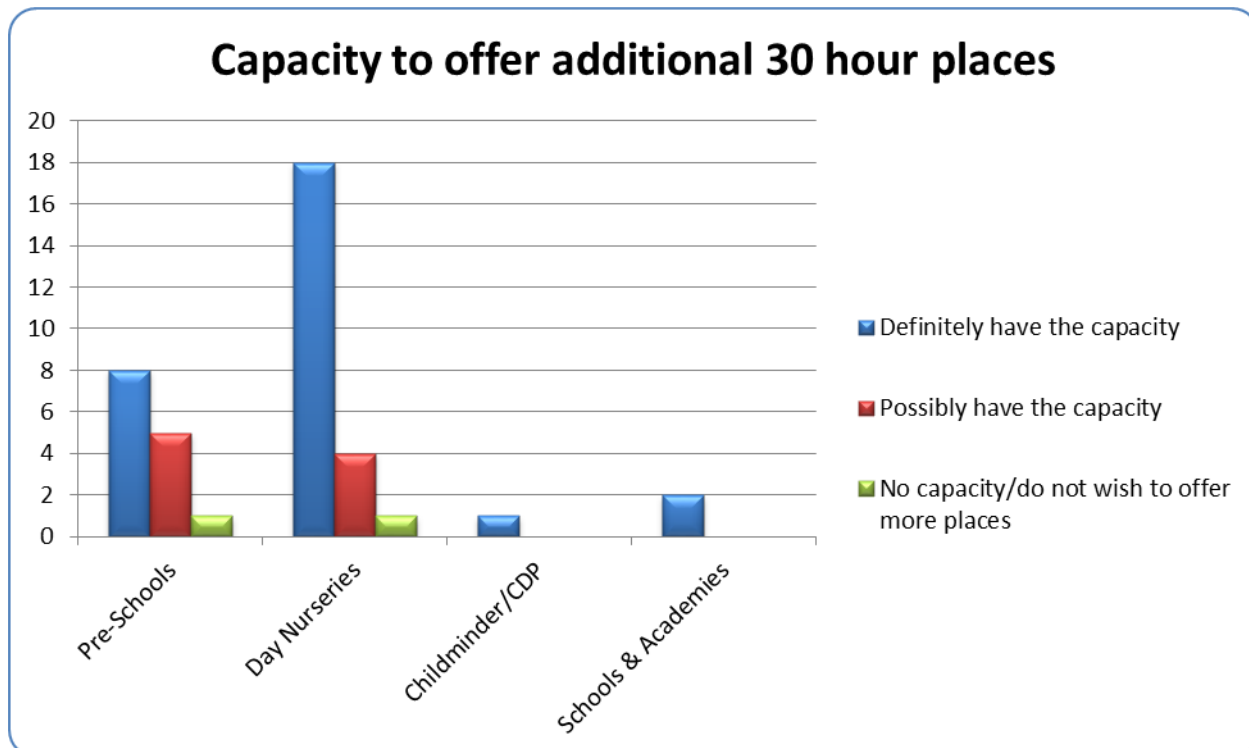
Significant falls in combined uptake compared to Autumn 2018 are evident in Creations Children’s Centre Reach Area with a fall of 29%, Hebden Vale Children’s Centre Reach Area fall of 21%, and Innovations Children’s Centre Reach Area fall of 19%. There has been a 40% increase in take up in the New Road Children’s Centre Reach Area.

A survey of providers' experiences of delivering 30 hours childcare was undertaken in Summer 2019.

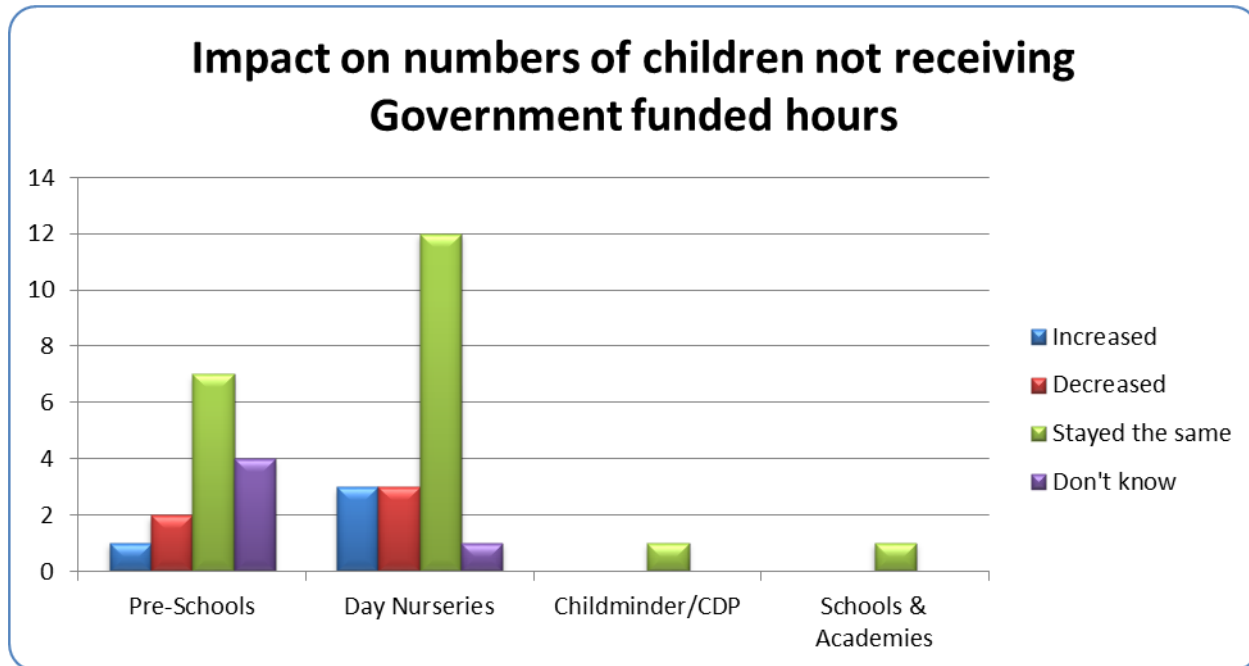
They were asked their main reasons for delivering the 30 hours. It was evident that demand from parents was the key driver; whether that was because providers felt able to meet that demand or because they were concerned they would lose parents to another setting.



Providers were asked if they had the capacity to deliver more 30 hours childcare places.

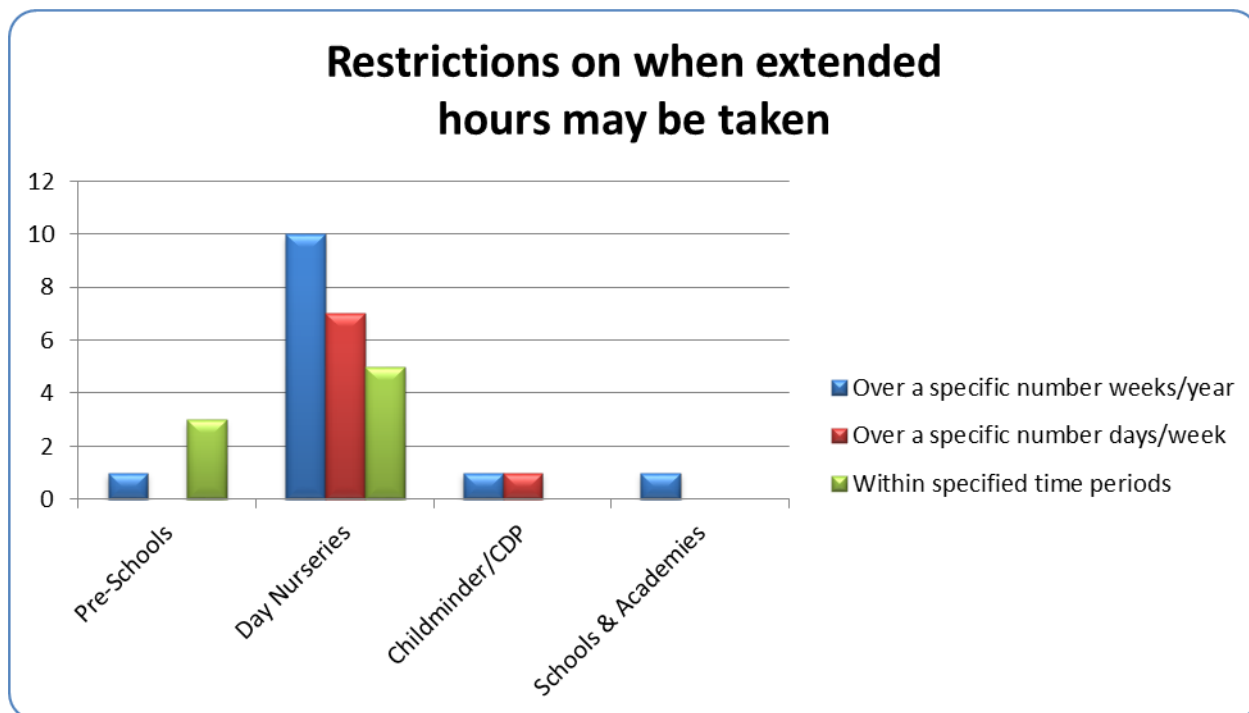


There did not appear to be much impact on the numbers of children who were not in receipt of the government funded hours.



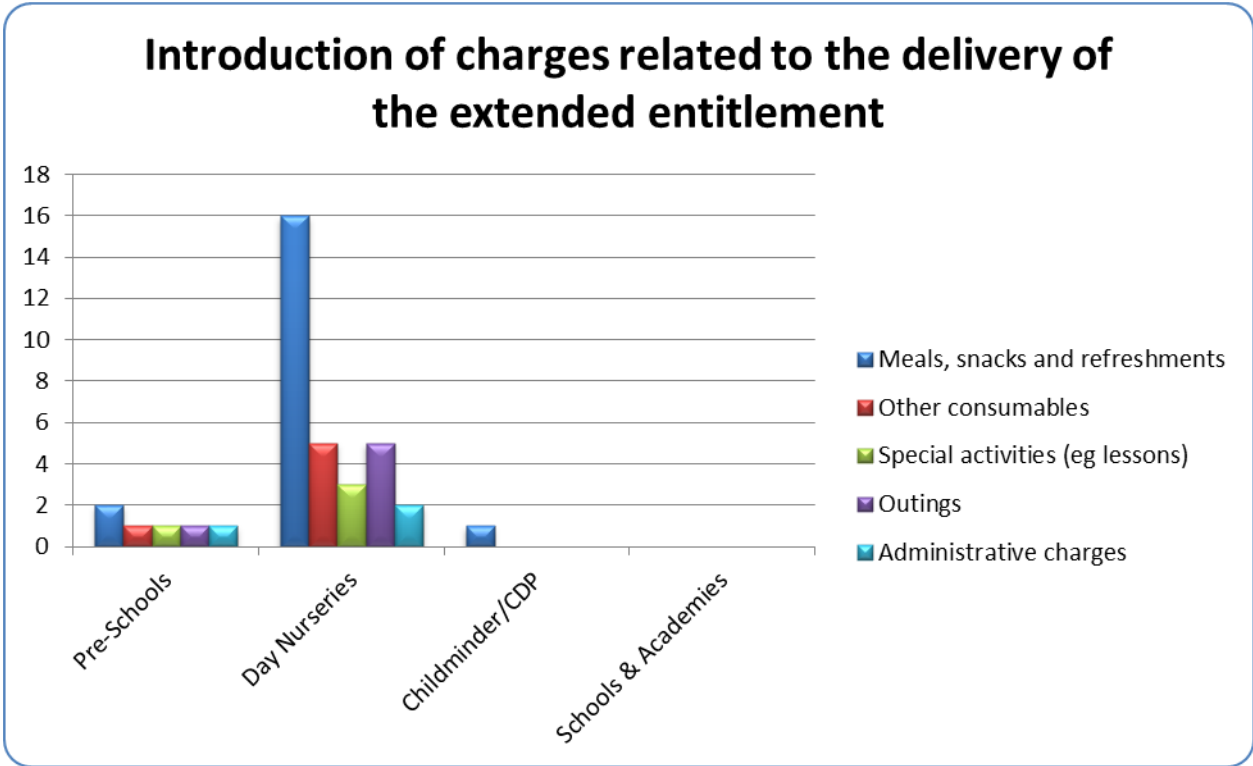
However, a small number of providers reported not being able to meet the demand for two year old funded places, with parents having to wait at least one term to access their place at that provider.

Providers were making some restrictions on when the funded hours could be taken, ranging from specified time periods to delivery models focusing on a set number of days/week or weeks/year. This is a shift from the first two terms of the entitlement being delivered when providers were more flexible.



82% of providers were not intending to cap the number of 30 hours places they offered.

Providers were asked about whether they had introduced charges for parents relating to the delivery of the extended 30 hours entitlement. 60% of day nurseries, childminders and pre-schools had introduced these charges. Maintained Nurseries and Academies were not reporting the introduction of any such charges.



## The Funded Early Education Entitlement for Two Year Olds

The Local Authority (Duty to Secure Early Years Provision Free of Charge) Regulations 2012 came into force on 1.9.2013 and introduced a statutory duty on Local Authorities to offer early education funded places to eligible two year olds. The entitlement was introduced nationally in two stages between 2013 and 2014. Two year olds are eligible for the free entitlement if they are:

- A child who has been in Local Authority Care for one day or more (so called Children who are Looked After or CLA).
- Living in a family who meet the eligibility criteria for Free School Meals (FSM)\*.
- Living in a family who receive Working Tax Credits and have annual gross earnings of no more than £16,190 per year or Universal Credit and an annual income of no more than £15,400 per year.
- A child who has a current statement of Special Education Need or an Education, Health and Care plan.
- A child who attracts Disability Living Allowance.
- A child is no longer looked after by the Local Authority as the result of an adoption order, a special guardianship order or a child arrangements order.

\*Children are currently entitled to receive FSM if their parents / carers are in receipt of any of the following benefits:

- Income Support.
- Income-based Job Seekers' Allowance (not contribution-based).
- Income-related Employment and Support Allowance (not contribution-based)
- Support under Part VI of the Immigration and Asylum Act 1999.
- The Guaranteed element of State Pension Credit.
- Child Tax Credit, provided have an annual gross income of no more than £16,190, as assessed by Her Majesty's Revenue and Customs, and are not in receipt of Working Tax Credits (except during the four week period immediately after their employment ceases, or after they start to work less than 16 hours per week).
- In receipt of Universal Credit with a net earnings threshold of £7,400.

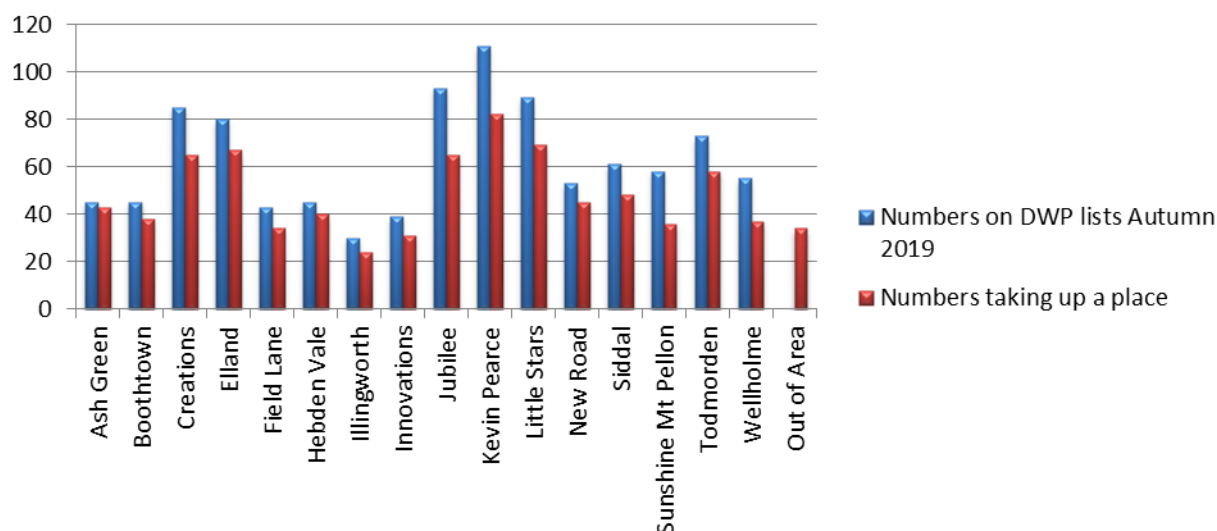
The Local Authority receives data seven times a year on likely eligible families via a DWP Information Sharing Agreement. Marketing campaigns run regularly throughout the year.

The most recently reported take up rate for the LA was 74%, which is a significant drop from the Summer Term 2018 rate of 90%. The national average is now 68%. A local marketing campaign was carried out in Spring 2019 and the LA has launched a new 'Golden Ticket' communication strategy which is improving take up rates.

95% of all two year olds in Calderdale currently benefit from funded early education in a provider rated good or outstanding. This is broadly in line with the regional average of 96% and the national average of 95%.

The Local Authority analyses on a termly basis where parents are not taking up their two year old entitlement; which group (economic / non economic) they belong to and Children's Centres are sent this data to encourage take up.

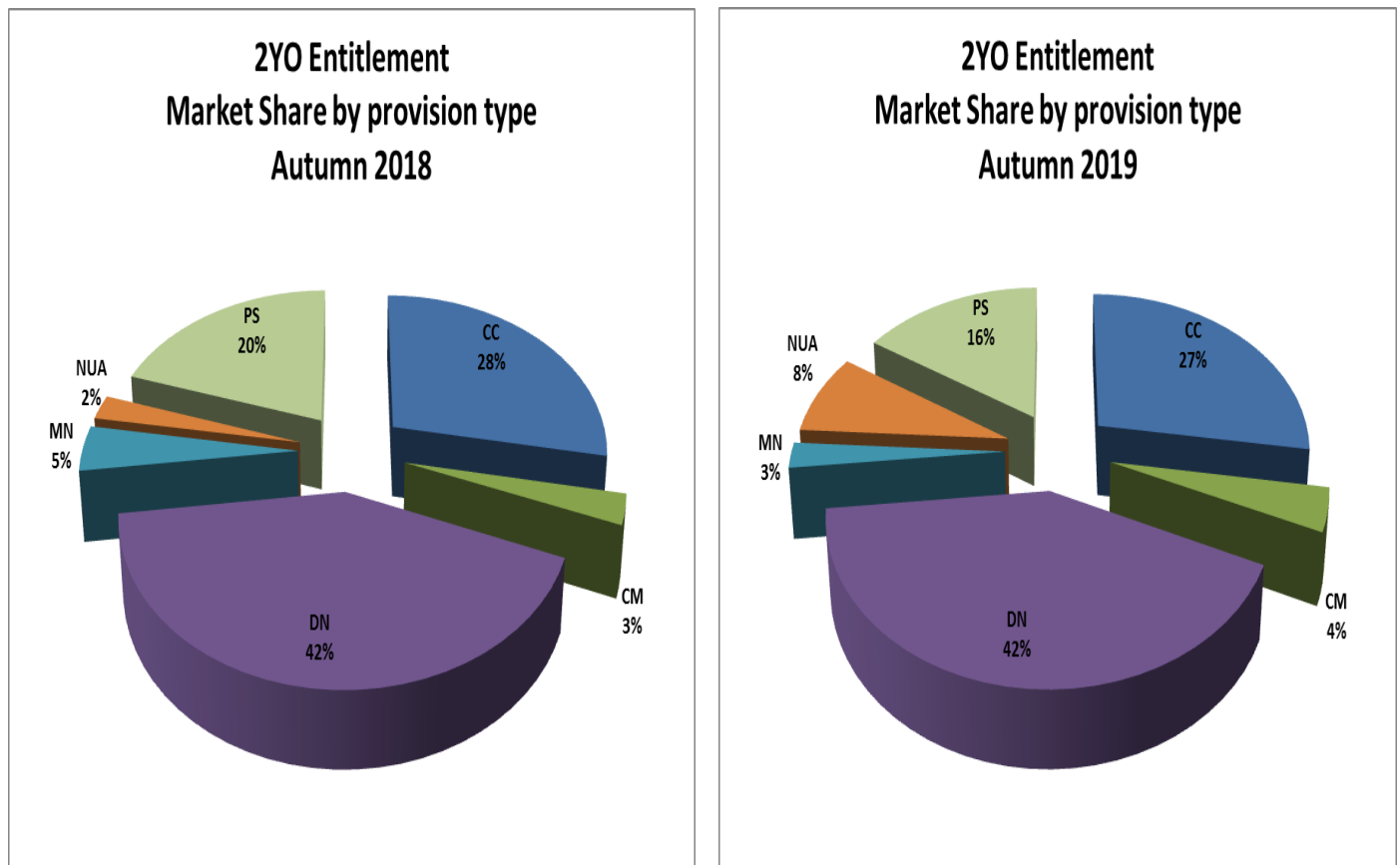
## Numbers of eligible children taking up a place in the Autumn Term 2019



The Local Authority also analyses where parents take up their entitlement in order to better understand parental demand and future place development:

Children's Reach Area	Centre	Total number taking up in this Children's Centre	Total number taking up in another Children's Centre	Total number taking up in the PVI sector	Totals	% in PVI
Ash Green		36	1	6	43	14%
Boothtown		0	3	35	38	92%
Creations		23	5	37	65	57%
Elland		18	0	49	67	73%
Field Lane		5	2	27	34	79%
Hebden Vale		0	1	39	40	98%
Illingworth		0	6	18	24	75%
Innovations		13	3	15	31	48%
Jubilee		12	1	52	65	80%
Kevin Pearce		18	19	45	82	55%
Little Stars		0	5	64	69	93%
New Road		7	0	38	45	84%
Siddal		11	1	36	48	75%
Sunshine Mt Pellon		0	8	28	36	78%
Todmorden		20	0	38	58	66%
Wellholme		7	1	29	37	78%
Out of Area		0	0	34	34	100%
<b>Totals</b>		<b>170</b>	<b>56</b>	<b>590</b>	<b>816</b>	<b>72%</b>

The Local Authority records data on FTE take up rates term on term and uses this for place planning.



There has been a minimal 0.3% increase in take up from Summer 2019 to Autumn 2019.

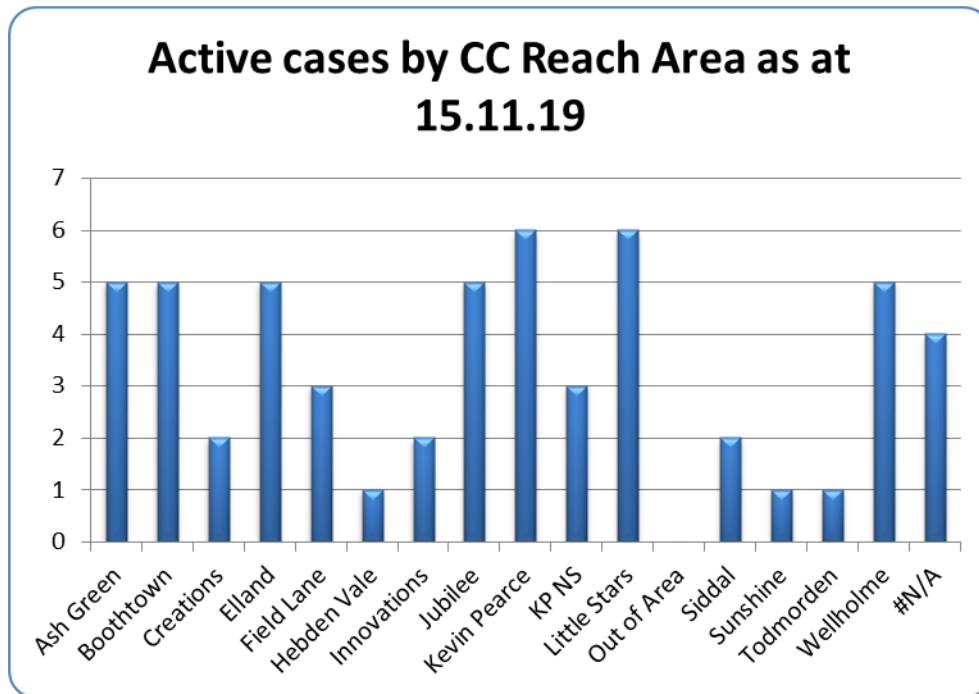
There has been a 4.7% drop in take up from Autumn 2018 to Autumn 2019.

Uptake in Children's Centres has fallen overall by 7% from Autumn 2018 to Autumn 2019.

Significant falls in take up compared to Autumn 2018 are evident in the Field Lane Children's Centre Reach Area with a fall of 22%, Jubilee Children's Centre Reach Area fall of 28%, Kevin Pearce Children's Centre Reach Area fall of 37%, Sunshine Children's Centre Reach Area fall of 66%. Some of this is partially offset by significant increase in take up of 106% in the Little Stars Children's Centre Reach Area, which is largely due to the increased offer from Warley Road Primary Academy.

## Early Intervention Childcare Funding (EICF)

Early Intervention Childcare Funding provides funding for high quality childcare places for children aged 0 – 5 Years old. Placements are available within a range of providers such as day care providers, childminders, Children’s Centres and after school clubs. EICF is available to those who cannot access nursery provision through any other means (e.g. the Childcare element of Universal Credit or the early education entitlement for 2, 3 and 4 year olds) and is always part of a broader package of support services and based on assessed need. EICF is usually granted for a fixed, short term period. It may, on occasion, be used to ‘top up’ the early education entitlement for the most vulnerable children. Around 120 children were supported via EICF in 2019.

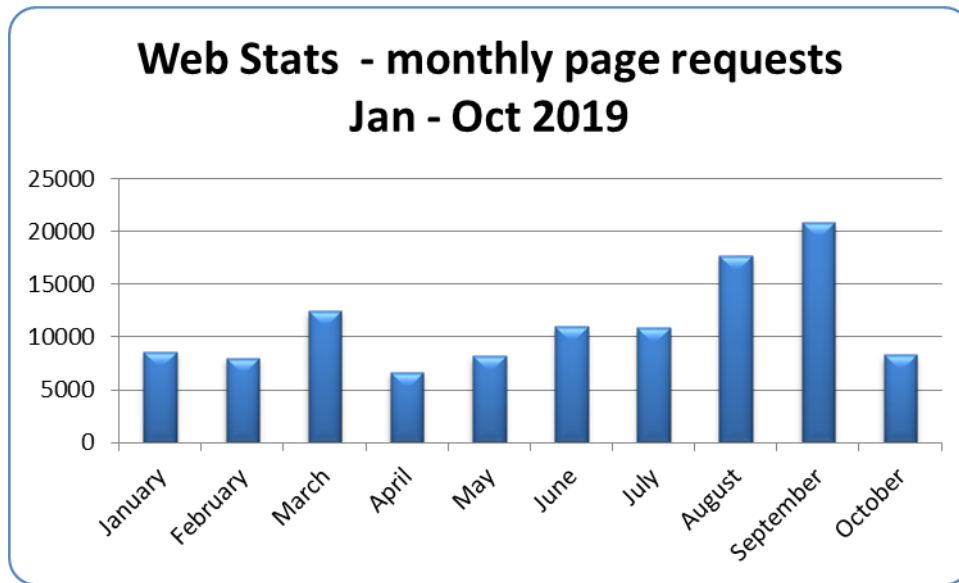


95% of children aged 0 - 2 go on to access the free early education entitlement for two year olds.

All referrals are also categorised according to their Children’s Centre Reach Area, the role of the referrer and Continuum of Need Tier. An annual review of the service is undertaken each March and a copy of the March 2019 report is available upon request.

## Parental Demand for Childcare and Early Education Places

The EYCST makes use of a number of statistical sources to establish current and likely parental demand. For example, the childcare search website receives an average of 11,100 unique visits per month. [www.calderdalechildcare.org.uk](http://www.calderdalechildcare.org.uk)



The Early Years & Childcare Facebook page continues to deliver key messages to engage parents although it is also used by many providers too. <https://www.facebook.com/calderdaleearlyYears/>

## Childcare Sufficiency Assessment Methodology

The Early Years & Childcare Sufficiency Team (EYCST) carries out annual audits of the childcare sector to establish the number of registered places, average costs, opening hours, occupancy and vacancy levels, staffing qualifications etc. The most recent audit was carried out in Summer 2018 and focused on the delivery of the 30 hours entitlement. This CSA has been conducted at Children's Centre Reach Area level, using the Reach Area boundaries in place as at the end of December 2018. The CSA is best viewed as a 'snapshot' of supply and demand. This review contains updated demographic data and childcare supply data.

The set of Sufficiency Indicators developed by the EYCST are updated quarterly and allow for tracking over a period of time. Individual indicators have been tailored to reflect the uniqueness of the childcare picture in Calderdale.

Sufficiency Indicators (SIs) are linked to Children's Centre Reach Areas. The 32 SIs were assigned to individual 'baskets' which relate to the Childcare Sufficiency Assessment Statutory Guidance:

1. Sustainability.
2. Flexibility.
3. High Quality.
4. Inclusivity.
5. Affordability.
6. Information / Knowledge.
7. Number of places.
8. Range / type.

Each 'basket' has been given a weighting according to how meaningful the data contained within it are. This weighting requires a judgement on the importance and robustness of the indicator data. For example, the '*Number of places*' basket has 100% weighting as this is crucial in mapping supply and demand.

Each indicator within a basket has then been assigned a score of 1, 3 or 5 depending on what is agreed to be 'sufficient'. For example, the '% of PVI settings with 'good' or better Ofsted inspections' should be 90% or more to be deemed 'sufficient' and score 5. These scores are then transferred to a 'Red', 'Amber', or 'Green' (RAG) rating, where 'red' is 'insufficient', to easily identify areas for future focus.

Sufficiency indicators and their individual weightings can be changed at any time in the future as the market develops.

Benchmark	Basket Weighting	Indicator	
Sustainability	95%	S1	% net change in carescheme numbers over the last 12 months
		S2	% of vacant places by age category 0 – 2
		S3	% of vacant places by age category 3 – 4
		S4	% of vacant places by age category 5 – 11
		S5	% EEF Audit checks satisfactory or better
		S6	% of providers who have increased their fees in the last 12 months.
Flexibility	55%	F11	% of EEF settings open either from 7am or until 7pm throughout the year
		F12	% of providers open at atypical times (e.g. before 7am; after 7pm, weekends; overnight)
		F13	% of breakfast clubs (including schools) open at 7am
		F14	% of after school clubs (including schools) open until 6pm
High Quality	90%	HQ1	% of PVI settings with met, good or better Ofsted inspection result
		HQ2	% of EEF settings eligible for Quality Supplement
		HQ3	% of settings returning a completed S11 Safeguarding Audit
Inclusion	80%	I1	% of PVI settings engaging with the EHWP Audit
		I2	% of PVI and schools with nurseries publishing a Local Offer.
		I3	% of eligible 2 year olds accessing the free early education entitlement
Affordability	80%	A1	% of providers offering the extended entitlement of 30 hours childcare
		A2	Ratio of average weekly cost of childcare to average weekly household incomes
		A3	% of providers whose daily rate is above the average rate (based on a 10 hour day)
Information Knowledge	60%	IK1	% of parents responding to 2YO marketing postcards and letters (most recent term)
		IK2	% of Evince database provider vacancy records updated within the last 4 months
Number of Places	100%	NP1	Ratio of available PVI places to children by age category 0 - 2
		NP2	Ratio of available PVI places to children by age category 3 - 4
		NP3	Ratio of available PVI places to children by age category 5 - 11
		NP4	% of net change in available places over the last 6 months
		NP5	Ratio of PVI EEF places to 3 and 4 year old children
		NP6	% of providers not offering all their registered places
		NP7	% change in available places by age category 0 - 2 over the last 12 months
		NP8	% change in available places by age category 3 - 4 over the last 12 months
		NP9	% change in available places by age category 5 - 11 over the last 12 months
Range / Type	30%	RT1	% of childcare related enquiries with an identified unmet demand brokerage intervention

The maximum Sufficiency score available for any individual Children’s Centre Reach Area is 110.0. As at the end of December 2019, no Children’s Centre Reach Area scored ‘red’ overall; 11 scored ‘amber’ and 5 scored ‘green’ overall. (Last year no Children’s Centre Reach Area scored ‘red’ overall; 14 scored ‘amber’ and 2 scored ‘green’ overall.)

OVERALL - Sufficiency Score = 79.4 (110.0)																														
10.6						3.5				9.6			4.6			7.0			2.0		41.0									1.1
1.0	1.2	2.0	2.0	3.0	2.0	0.8	0.8	0.8	4.0	5.0	5.0	0.7	0.7		5.0	5.0	1.0	2.7	2.4	1.0	5.0	5.0	5.0	3.0	5.0	3.0	5.0	5.0	5.0	3.8
S1	S2	S3	S4	S5	S6	FI1	FI2	FI3	FI4	HQ1	HQ2	HQ3	I1	I2	I3	Af1	Af2	Af3	IK1	IK2	NP1	NP2	NP3	NP4	NP5	NP6	NP7	NP8	NP9	RT1
Sustainability						Flexibility				High Quality			Inclusion			Affordability			Information/Knowledge		Number Of Places									Range/Type

However, the relatively small volume of data available for certain indicators and for certain areas should be taken into consideration when attempting to draw conclusions or compare between areas. We would also caution against using this data as the sole basis for any business decision. The data sources used in this review also vary in their age and completeness and some data has been averaged. The data referred to in the body of the report relates only to registered childcare providers in the private, voluntary and independent (PVI) sectors and academies with nurseries and does not include any maintained nurseries.

Information is primarily based on Ofsted registered places rather than actual places offered, except where otherwise stated. A setting may choose not to offer all of its registered places because of a number of factors including staffing ratios, personal circumstances or the maximum number of places only being used in an emergency etc. Where a day nursery offers additional services, for example a breakfast club and an out of school club, places have been split across each of the services offered and counted separately, as different children may attend one or more of the services available.

At individual Children’s Centre Reach Area level, all vacancy data has been calculated on the basis that a vacancy exists if it is available for at least 6 hours / day for at least 5 days / week. Vacancy levels have been ‘RAG’ rated according to the following criteria:

- Less than 25% of available places vacant = **RED**
- Between 26% and 35% of available places vacant = **AMBER**
- More than 36% available places vacant = **GREEN**

Where provision is rated ‘RED’ on vacancy levels, it will be more difficult for parents to find available local childcare; however from a sustainability perspective a rating of ‘RED’ would be viewed as a positive result indicating that a setting is successfully filling its places.

It is more difficult to accurately count the provision offered on school premises, for example activities provided by a School Governing Body. Where this data was readily available for any reach area, it has been included.

A Childcare Market Management Score is available for each Reach Area. The score indicates the LA's planned overall approach to market management for the individual Reach Area. However since the Local Authority has no regulatory power to oblige or prevent new providers from entering the market, the Childcare Market Management Score can only act as a 'state of the market' guide to potential providers.

<b>Childcare Market Management Score</b>	<b>Summary</b>
5	Wide choice of childcare for parents with a high number of reported vacancies - additional childcare likely to de-stabilise the market.
4	A good range of vacancies available. Excess supply to demand but providers appear able and willing to respond to market needs and drivers and thus remain sustainable.
3	Equilibrium. Supply is meeting demand in a balanced market. No reported unmet demand.
2	Small number of vacancies – new providers would be a welcome part of maintaining a sufficiency of childcare where they met a clearly identified sufficiency need.
1	New providers integral to maintaining childcare sufficiency / effective market management.

## Childcare Sufficiency Assessment Review – Halifax Central

The Halifax Central area encompasses the wards of Town, Park, Skircoat and Sowerby Bridge and includes the main urban settlement of Calderdale. The Children’s Centres in this area with childcare are Siddal, and Jubilee. Other Children’s Centre services are offered from Boothtown, Southowram, Mount Pellon (Sunshine), Little Stars and Beech Hill.

### Number of Children Per Ofsted Registered Places by Age Range – Halifax Central (December 2019)

	0-4s		5-10s		
	Term-time	School holidays	Before school in term-time	After-school in term-time	School holidays
Total number of places	1471	1089	471	475	313
Total number of children	3299	3299	4577	4577	4577
<b>Total number of children per place</b>	<b>2.2</b>	<b>3.0</b>	<b>9.7</b>	<b>9.6</b>	<b>14.6</b>

## Boothtown Children's Centre - Childcare Market Management Score 3

Boothtown - Sufficiency Score = 81.2 (110.0)																														
11.8						3.5				7.8			7.0			7.0			2.0		41.0									1.1
3.0	0.4	2.0	2.0	3.0	2.0	0.8	0.8	0.8	4.0	5.0	3.0	0.7	0.7	3.0	5.0	3.0	3.0	2.7	2.4	1.0	5.0	5.0	5.0	3.0	5.0	3.0	5.0	5.0	5.0	3.8
S1	S2	S3	S4	S5	S6	FI1	FI2	FI3	FI4	HQ1	HQ2	HQ3	I1	I2	I3	Af1	Af2	Af3	IK1	IK2	NP1	NP2	NP3	NP4	NP5	NP6	NP7	NP8	NP9	RT1
Sustainability						Flexibility				High Quality			Inclusion			Affordability			Information/Knowledge		Number Of Places									Range/Type

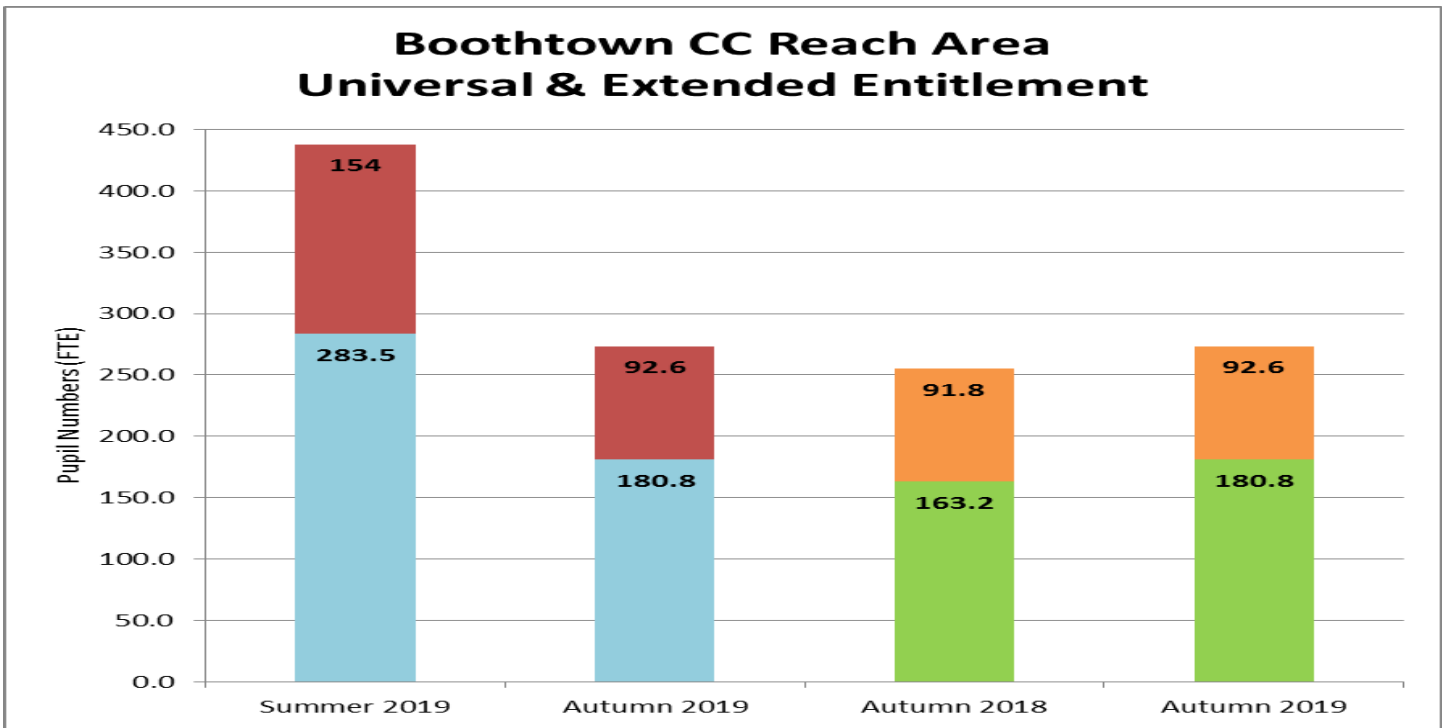
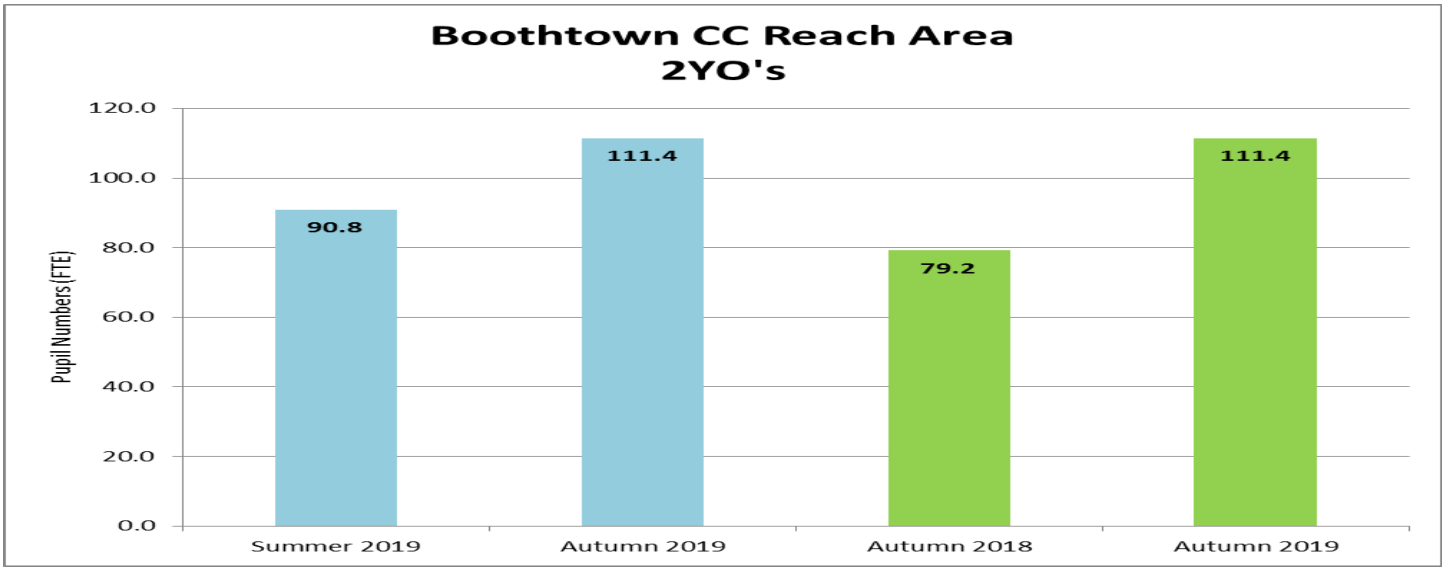
This Children's Centre Reach Area is currently rated 'amber' overall (unchanged from the end of last year). The area is well served by public transport and many families choose to access provision in Halifax Town Centre or in neighbouring Bradford based provision.

Type of Care	No. of Registered Providers	No. of Registered Places	No. of Vacancies	% of Registered Places Vacant
Childminder	8	46	10	21%
Day Nursery	8	526	128	24%
Holiday Scheme	3	150	20	13%
Out of School Care	2	46	13	28%
Nursery Unit of Independent School	0	0	0	0
Pre-school	0	0	0	0
Childcare on Non Domestic Premises	1	2	No data	N/A

The earliest opening time of any setting in this reach area is 6.00am and the latest closing time is 7.00pm, both with a childminder. 1 childminder offers care at the weekend and none are offering overnight care.

There are 17 providers, including 1 maintained school nursery / academy nursery, currently approved to deliver the free early entitlement in this reach area.

Full daycare in a group setting in this area costs an average of £44.80 / day. The average cost of a full time childminding place is £32.50 / day. The average price of an out of school place is £6.00 for a before school session and £9.00 for an after school session. A full day in a holiday playscheme costs on average £30.00.



Boothtown Reach Area	CC	Change Summer 2019 to Autumn 2019		Change Autumn 2018 to Autumn 2019	
		FTE Places	% Change	FTE Places	% Change
2 Year Old Entitlement		20.6	23%	32.2	41%
Universal Entitlement		-102.7	36%	17.6	11%
Extended Entitlement		-61.7	-40%	0.8	0.9%
Universal & Extended		-164.4	-38%	18.4	7%

## Siddal Children's Centre - Childcare Market Management Score 3

Siddal - Sufficiency Score = 85.9 (110.0)																														
12.9						3.5				9.6			7.0			10.0			2.0		39.8									1.1
5.0	0.4	2.0	1.2	3.0	2.0	0.8	0.8	0.8	4.0	5.0	5.0	0.7	0.7	3.0	5.0	5.0	3.0	4.5	2.4	1.0	5.0	5.0	5.0	5.0	5.0	1.8	5.0	3.0	5.0	3.8
S1	S2	S3	S4	S5	S6	FI1	FI2	FI3	FI4	HQ1	HQ2	HQ3	I1	I2	I3	AF1	AF2	AF3	IK1	IK2	NP1	NP2	NP3	NP4	NP5	NP6	NP7	NP8	NP9	RT1
Sustainability						Flexibility				High Quality			Inclusion			Affordability			Information/Knowledge		Number Of Places									Range/Type

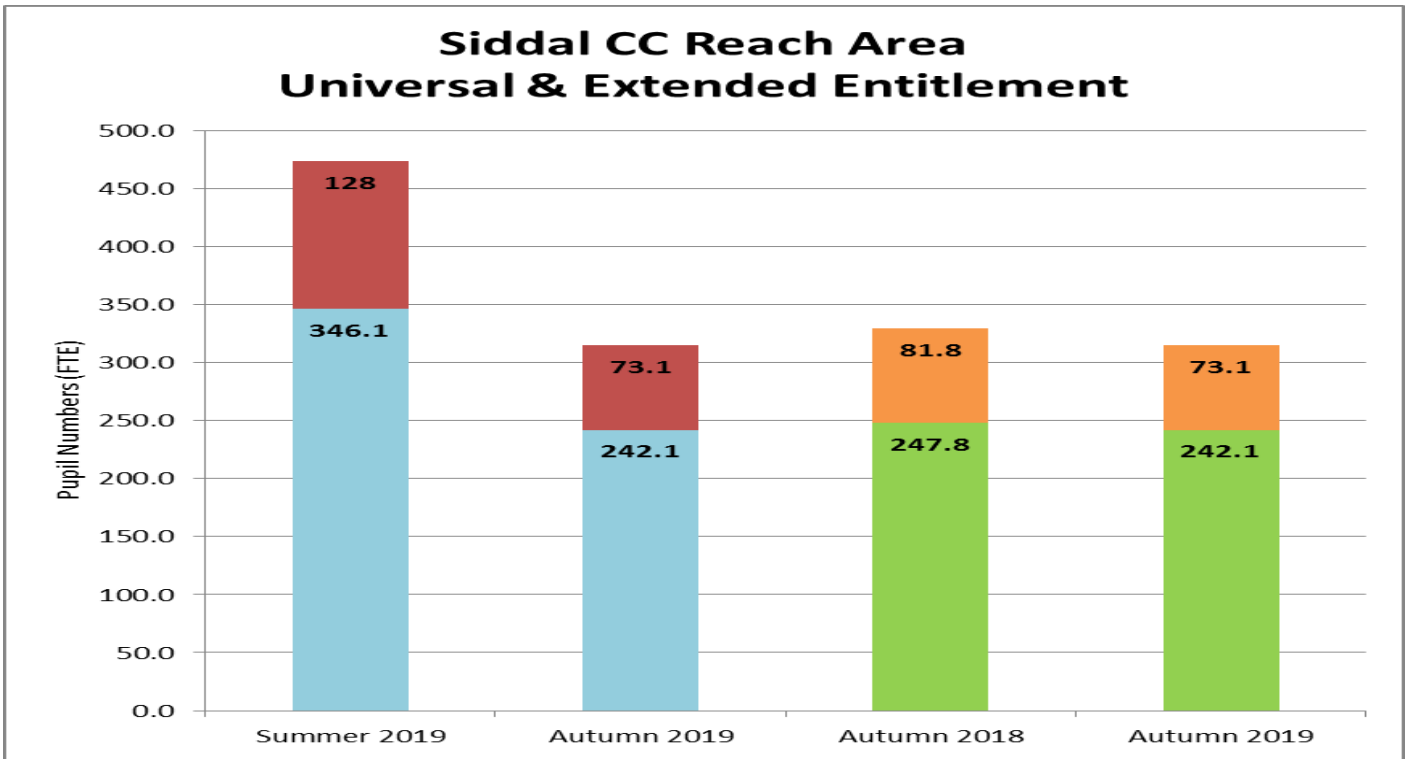
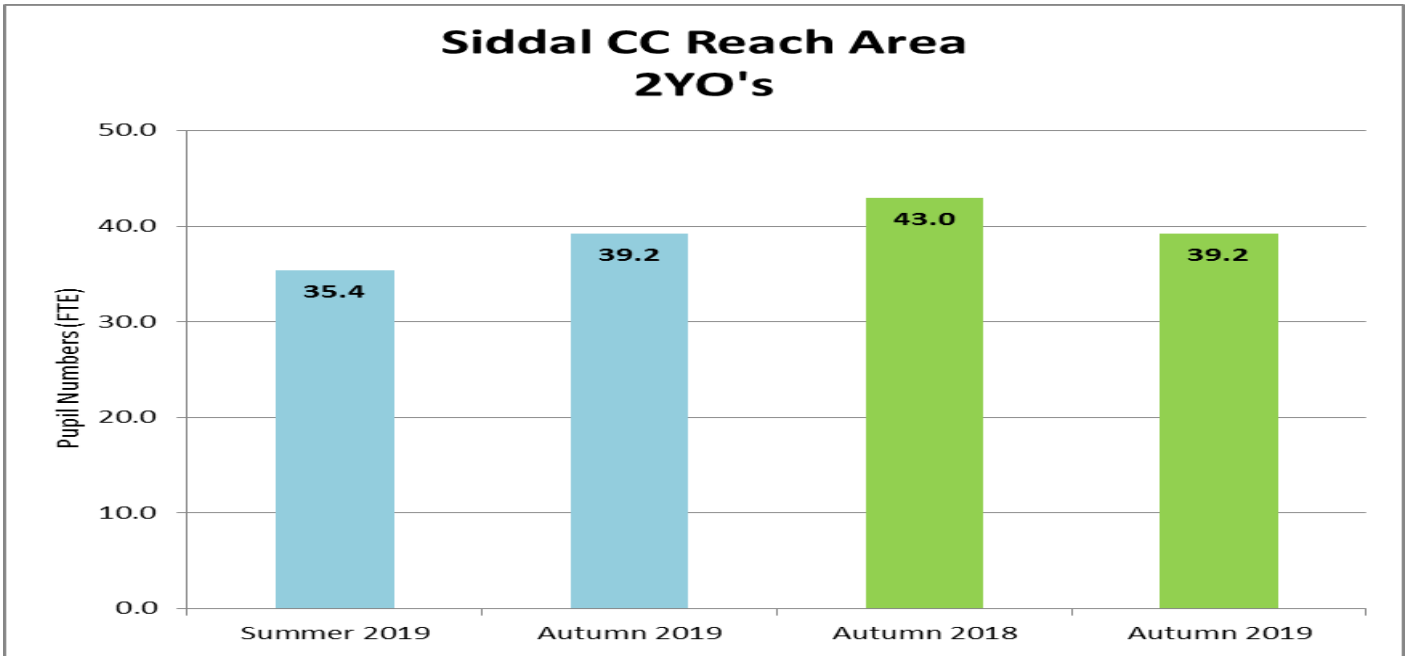
This Children's Centre Reach Area is currently rated 'green' overall, (a change from 'amber' at the end of last year). This geographically large reach area includes the Skircoat Green and Savile Park areas of Halifax where there are several group childcare providers but for parents without transport in Siddal, there could be challenges in accessing these available places.

Type of Care	No. of Registered Providers	No. of Registered Places	No. of Vacancies	% of Registered Places Vacant
Childminder	15	89	15	16%
Day Nursery	6	253	71	28%
Holiday Scheme	2	92	31	33%
Out of School Care	7	244	58	23%
Nursery Unit of Independent School	1	40	0	0
Pre-school	3	79	22	27%
Childcare on Non Domestic Premises	1	20	20	0
Childcare on Domestic Premises	0	0	0	0

The earliest opening time of any setting in this reach area is 7.30am with a day nursery and the latest closing time is 6.00pm with a childminder and a day nursery. There are no providers offering care at the weekend or overnight.

There are 24 providers, including 3 maintained school nursery / academy nurseries, currently approved to deliver the free early entitlement in this reach area.

Full daycare in a group setting in this area costs an average of £44.00 / day. The average cost of a full time childminding place is £31.40 / day. The average price of an out of school place is £4.50 for a before school session and £8.50 for an after school session. A full day in a holiday playscheme costs on average £26.00.



Siddal CC Reach Area	Change Summer 2019 to Autumn 2019		Change Autumn 2018 to Autumn 2019	
	FTE Places	% Change	FTE Places	% Change
2 Year Old Entitlement	3.8	11%	-3.8	-9%
Universal Entitlement	-104	-30%	-5.7	-2%
Extended Entitlement	-54.7	-43%	-8.7	-11%
Universal & Extended	-158.7	-33%	-14.4	-4%

## Jubilee Children's Centre - Childcare Market Management Score 1

Jubilee - Sufficiency Score = 81.5 (110.0)																														
12.5						1.8				12.2			8.6			8.4			2.0		35.8									0.2
3.0	2.0	1.2	2.0	3.0	2.0	0.8	0.8	0.8	0.8	5.0	5.0	3.5	0.7	5.0	5.0	5.0	1.0	4.5	2.4	1.0	5.0	5.0	1.0	3.0	5.0	1.8	5.0	5.0	5.0	0.8
S1	S2	S3	S4	S5	S6	FI1	FI2	FI3	FI4	HQ1	HQ2	HQ3	I1	I2	I3	AF1	AF2	AF3	IK1	IK2	NP1	NP2	NP3	NP4	NP5	NP6	NP7	NP8	NP9	RT1
Sustainability						Flexibility				High Quality			Inclusion			Affordability			Information/Knowledge		Number Of Places									Range/Type

This Children's Centre Reach Area is currently rated 'amber' overall, (no change from the end of last year).

Type of Care	No. of Registered Providers	No. of Registered Places	No. of Vacancies	% of Registered Places Vacant
Childminder	0	0	0	0
Day Nursery	1	49	8	16%
Holiday Scheme	0	0	0	0
Out of School Care	0	0	0	0
Nursery Unit of Independent School	0	0	0	0
Pre-school	3	101	15	14%
Childcare on Non Domestic Premises	0	0	0	0
Childcare on Domestic Premises	0	0	0	0

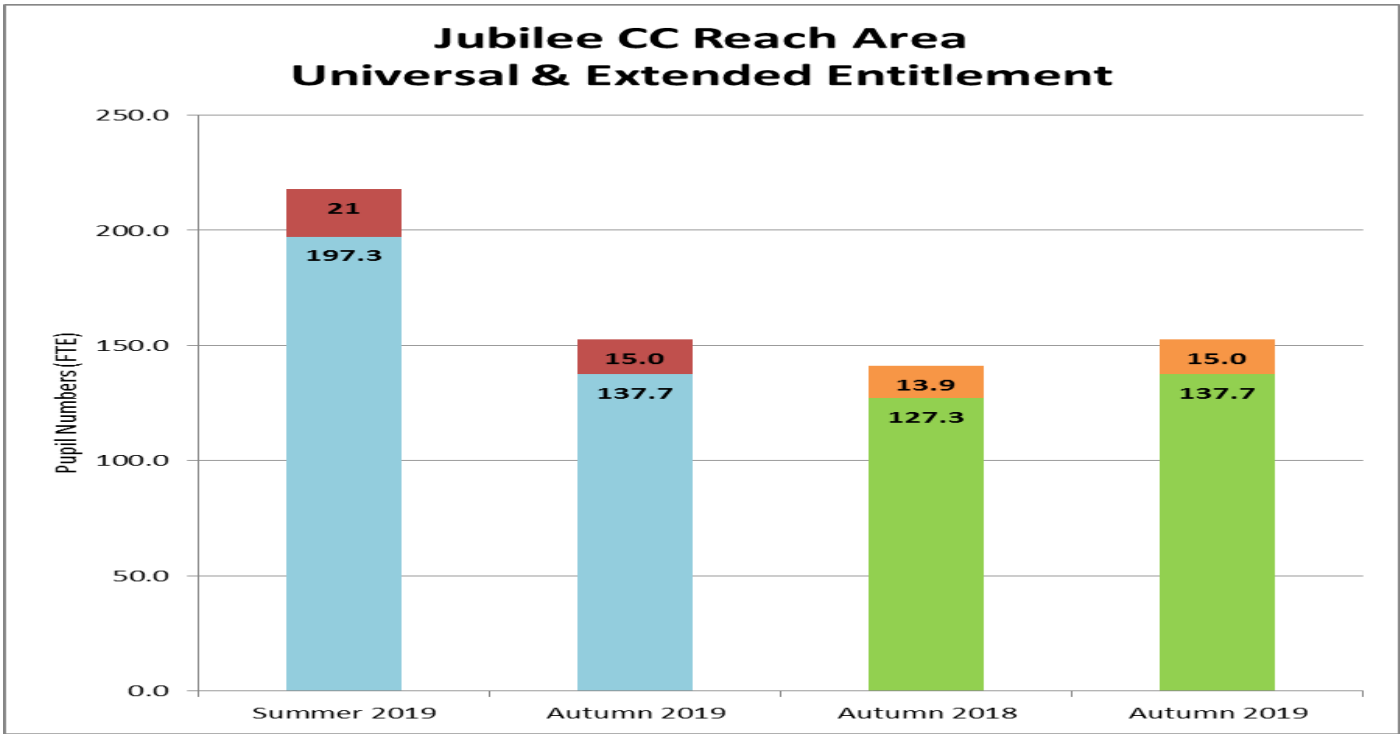
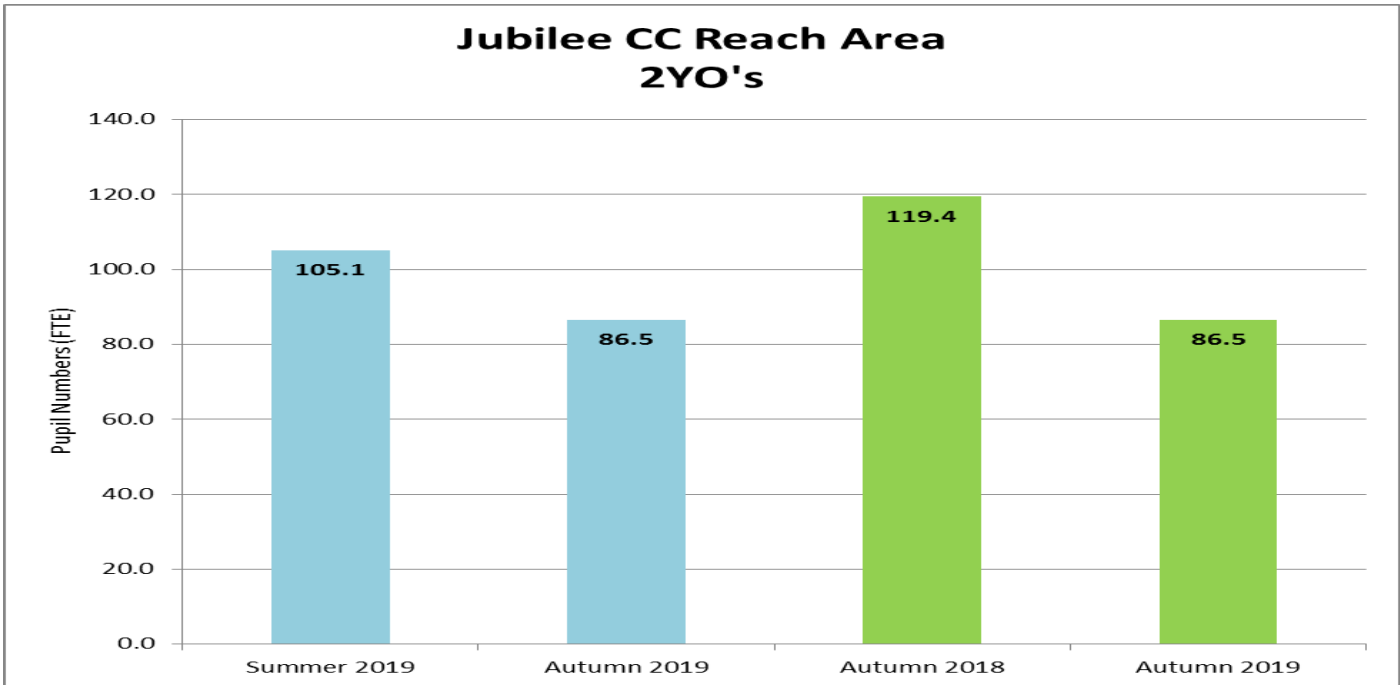
The earliest opening time of any setting in this reach area is 7.30am with a school based breakfast club and the latest closing time is 5.30pm with a day nursery. The earliest start time for a full day place is 8.30am. No providers offer care at the weekend or overnight.

There are 5 providers, including 1 maintained school nursery / academy nursery, currently approved to deliver the free early entitlement in this reach area. One of the providers only offers funded two year old places.

This Reach Area saw the closure of a day nursery in the Autumn Term 2018 and this has resulted in ongoing pressure on the availability of funded early education places.

Full daycare in a group setting in this area costs an average of £49.00 / day. A 3 hour session at pre-school costs an average of £10.50.

This Reach Area has seen an overall drop by 28% in the take up of the two year old entitlement since Autumn 2018. This may be partially offset by the 106% increase in take up in the nearby Little Stars Reach Area.



Jubilee CC Reach Area	Change Summer 2019 to Autumn 2019		Change Autumn 2018 to Autumn 2019	
	FTE Places	% Change	FTE Places	% Change
2 Year Old Entitlement	-18.5	-18%	-32.8	-28%
Universal Entitlement	-59.6	-30%	10.4	8%
Extended Entitlement	-5.5	27%	1.2	8%
Universal & Extended	-65.1	30%	11.6	8%

## Little Stars Children's Centre - Childcare Market Management Score 3

Little Stars - Sufficiency Score = 78.3 (107.4)																														
9.1						1.3				12.2			7.0			8.6			2.0		37.0									1.1
3.0	1.2	0.4	2.0	1.0	2.0	0.8	0.8	0.8		5.0	5.0	3.5	0.7	3.0	5.0	5.0	3.0	2.7	2.4	1.0	5.0	5.0	1.0	3.0	5.0	3.0	5.0	5.0	5.0	3.8
S1	S2	S3	S4	S5	S6	FI1	FI2	FI3	FI4	HQ1	HQ2	HQ3	I1	I2	I3	Af1	Af2	Af3	IK1	IK2	NP1	NP2	NP3	NP4	NP5	NP6	NP7	NP8	NP9	RT1
Sustainability						Flexibility				High Quality			Inclusion			Affordability			Information/Knowledge		Number Of Places									Range/Type

This Children's Centre Reach Area is currently rated 'amber' overall, (no change from the end of last year).

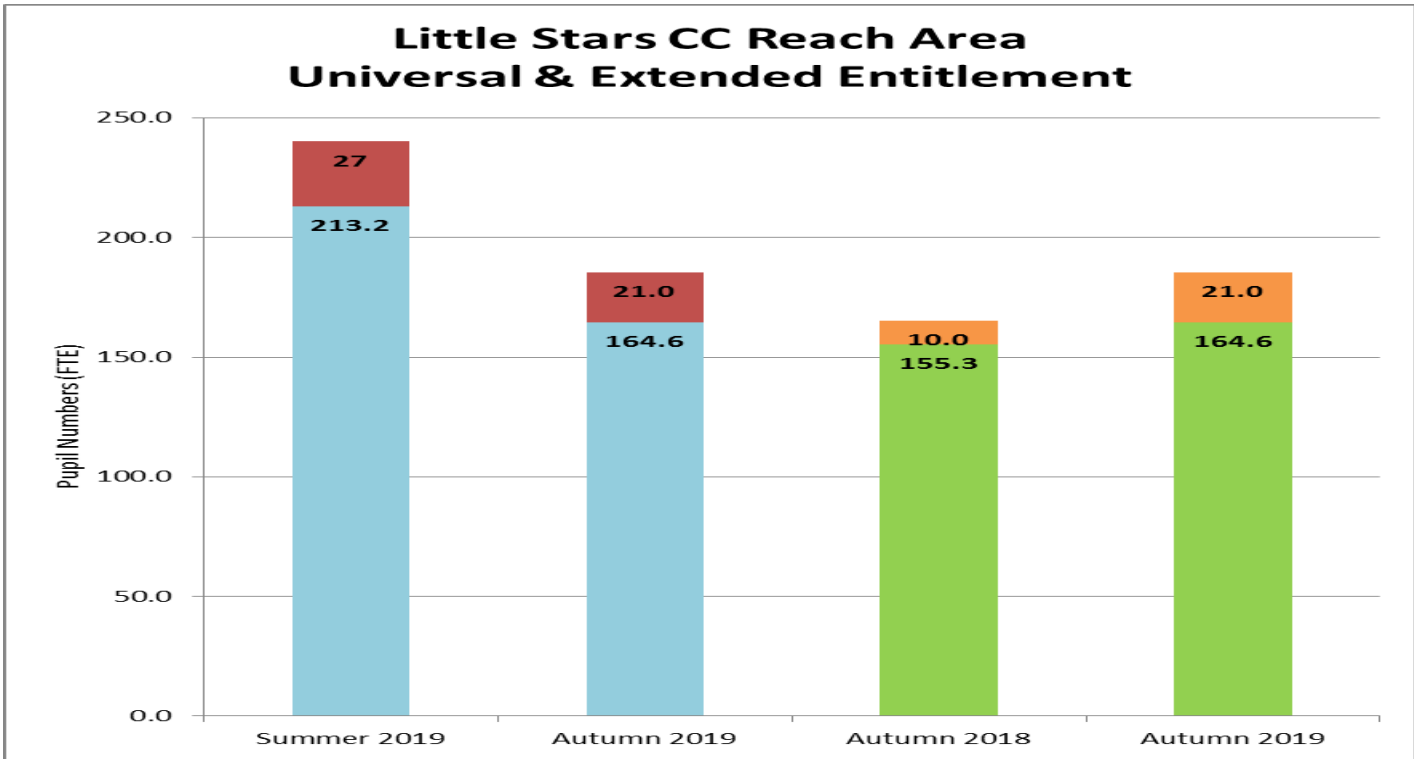
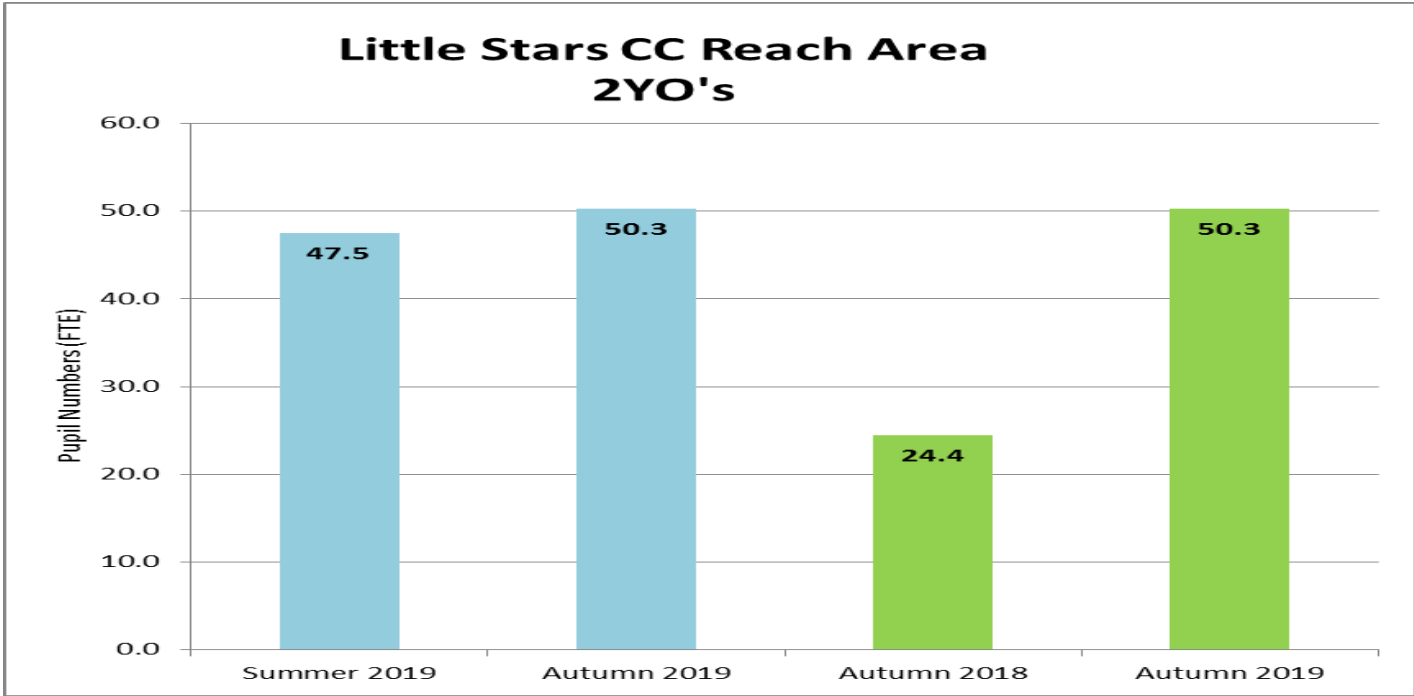
Type of Care	No. of Registered Providers	No. of Registered Places	No. of Vacancies	% of Registered Places Vacant
Childminder	1	6	0	0
Day Nursery	2	150	43	28%
Holiday Scheme	0	0	0	0
Out of School Care	0	0	0	0
Nursery Unit of Independent School	0	0	0	0
Pre-school	0	0	0	0
Childcare on Non Domestic Premises	1	20	No data	N/A
Childcare on Domestic Premises	0	0	0	0

The earliest opening time of any setting in this reach area is 7.30am and the latest closing time is 6.30pm (both with the same childminder). No providers offer care at the weekend or overnight care.

There are 5 providers, including 2 maintained school nursery / academy nurseries, currently approved to deliver the free early entitlement in this reach area.

Full daycare in a group setting in this area costs an average of £45.00 / day. The average cost of a full time childminding place is £35.00 / day.

This area has seen a 106% increase in take up of the two year old entitlement compared to Autumn 2018 due to a change in operating hours at Warley Road Primary School.



Little Stars CC Reach Area	Change Summer 2019 to Autumn 2019		Change Autumn 2018 to Autumn 2019	
	FTE Places	% Change	FTE Places	% Change
2 Year Old Entitlement	2.8	6%	25.9	106%
Universal Entitlement	-48.6	-23%	9.3	6%
Extended Entitlement	-6.0	-22%	11	110%
Universal & Extended	-54.6	-23%	20.3	12%

**Mount Pellon Sunshine Children’s Centre - Childcare Market Management Score 3**

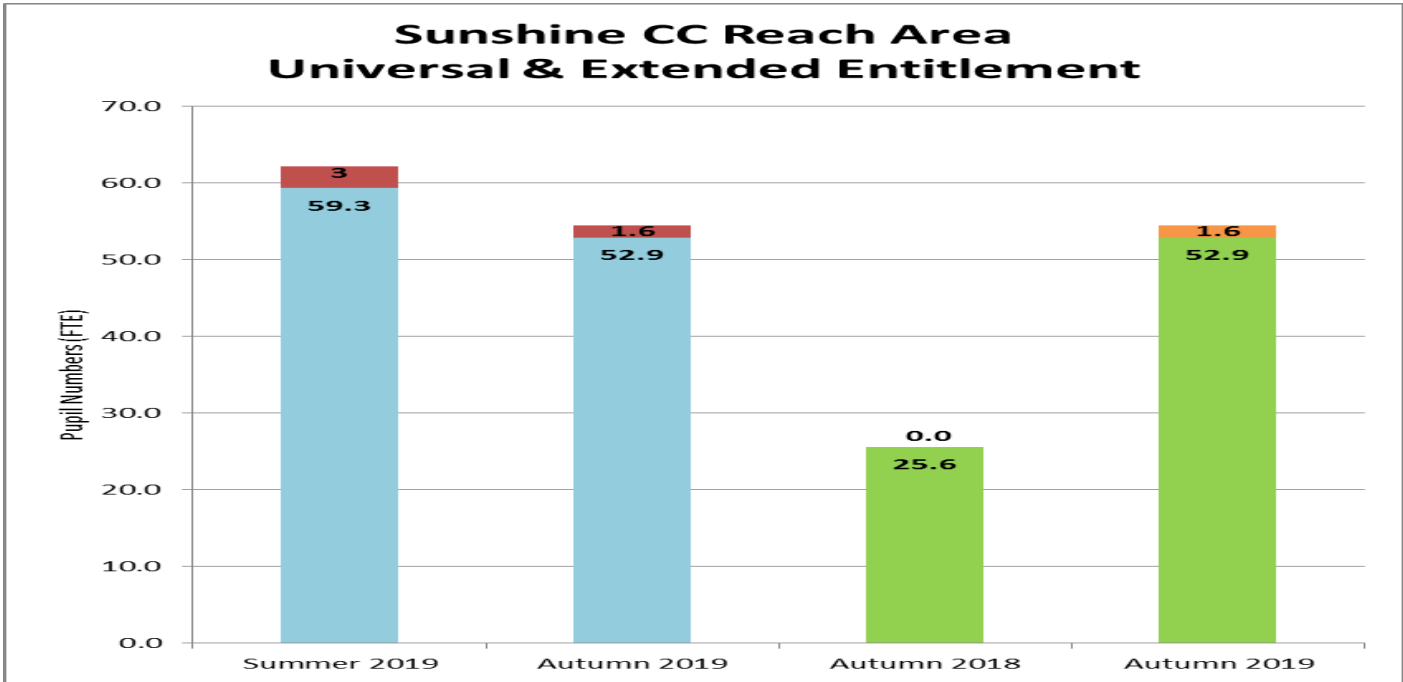
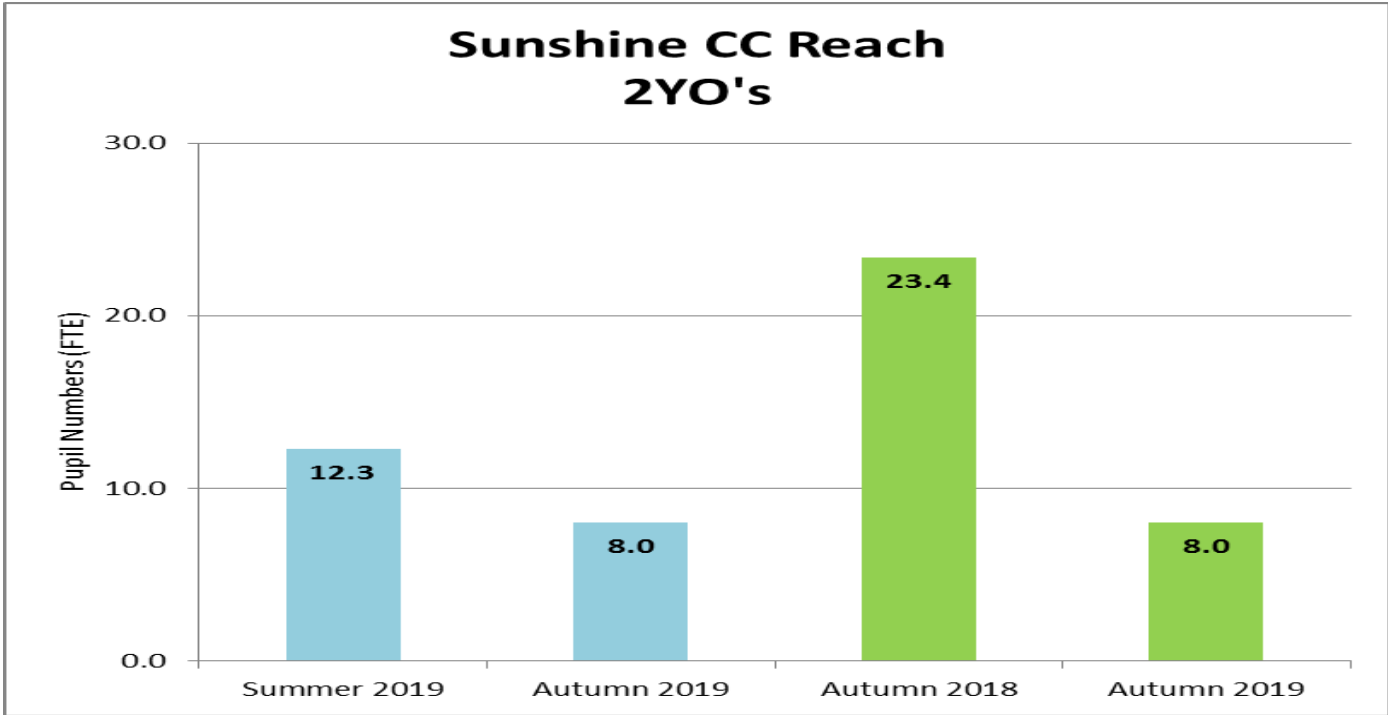
Mount Pellon Sunshine - Sufficiency Score = 64.0 (88.3)																														
7.8						1.3				8.6			7.0			5.2			2.0		31.0									1.1
5.0	0.4	0.4	0.4		2.0	0.8	0.8	0.8		5.0	1.0	3.5	0.7	3.0	5.0	1.0	1.0	4.5	2.4	1.0	1.0	5.0	3.0	3.0	1.0	3.0	5.0	5.0	5.0	3.8
S1	S2	S3	S4	S5	S6	FI1	FI2	FI3	FI4	HQ1	HQ2	HQ3	I1	I2	I3	AF1	AF2	AF3	IK1	IK2	NP1	NP2	NP3	NP4	NP5	NP6	NP7	NP8	NP9	RT1
Sustainability						Flexibility				High Quality			Inclusion			Affordability			Information/Knowledge		Number Of Places									Range/Type

This Children’s Centre Reach Area is currently rated ‘amber’ overall (no change from the end of last year).

There are 2 providers, including 1 maintained school nursery / academy nursery, currently approved to deliver the free early entitlement in this reach area. The other provider (a pre-school) is the only other registered provision in this reach area.

Childcare is available from 8.00am with the pre-school on 3 mornings/week and the breakfast club at the school is open from 8.15am.

This Reach Area has seen an overall drop by 66% in the take up of the two year old entitlement since Autumn 2018. This may be partially offset by the 106% increase in take up in the nearby Little Stars Reach Area.



Sunshine Reach Area	CC	Change Summer 2019 to Autumn 2019		Change Autumn 2018 to Autumn 2019	
		FTE Places	% Change	FTE Places	% Change
2 Year Old Entitlement		-4.3	-35%	-15.4	-66%
Universal Entitlement		-6.5	-11%	27.3	106%
Extended Entitlement		-1.2	-43%	1.6	100%
Universal & Extended		-7.7	-12%	28.9	113%

## Childcare Sufficiency Assessment Review – Upper Valley

The Upper Valley area encompasses the wards of Calder, Todmorden, Luddendenfoot and Ryburn. This area is located to the north and west of Halifax Town Centre and is characterised by rolling hills and valleys and market towns. It is bordered by Rochdale, Rossendale, Burnley, Oldham and Pendle Councils. The two Children’s Centre in this area with childcare are New Road and Todmorden. Other Children’s Centre services are offered from various locations in Hebden Bridge.

### Number of Children Per Ofsted Registered Place by Age Range – Upper Valley (December 2019)

	0-4s		5-10s		
	Term-time	School holidays	Before school in term-time	After-school in term-time	School holidays
Total number of places	1041	495	575	708	191
Total number of children	2819	2819	4197	4197	4197
<b>Total number of children per place</b>	<b>2.7</b>	<b>5.7</b>	<b>7.3</b>	<b>5.9</b>	<b>22.0</b>

## Hebden Vale Children's Centre - Childcare Market Management Score 2

Hebden Vale - Sufficiency Score = 84.6 (110.0)																														
11.4						3.5				12.2			7.0			8.4			2.0		39.0								1.1	
3.0	2.0	2.0	2.0	1.0	2.0	0.8	0.8	0.8	4.0	5.0	5.0	3.5	0.7	3.0	5.0	3.0	3.0	4.5	2.4	1.0	5.0	5.0	5.0	1.0	5.0	3.0	5.0	5.0	5.0	3.8
S1	S2	S3	S4	S5	S6	FI1	FI2	FI3	FI4	HQ1	HQ2	HQ3	I1	I2	I3	AF1	AF2	AF3	IK1	IK2	NP1	NP2	NP3	NP4	NP5	NP6	NP7	NP8	NP9	RT1
Sustainability						Flexibility				High Quality			Inclusion			Affordability			Information/Knowledge		Number Of Places								Range/Type	

This Children's Centre Reach Area is currently rated 'green' overall (a change from 'amber' at from the end of last year). This reach area includes several small and relatively isolated settlements. The recent closure of one day nursery may have an impact on the availability of childcare places and this will be carefully monitored throughout 2020.

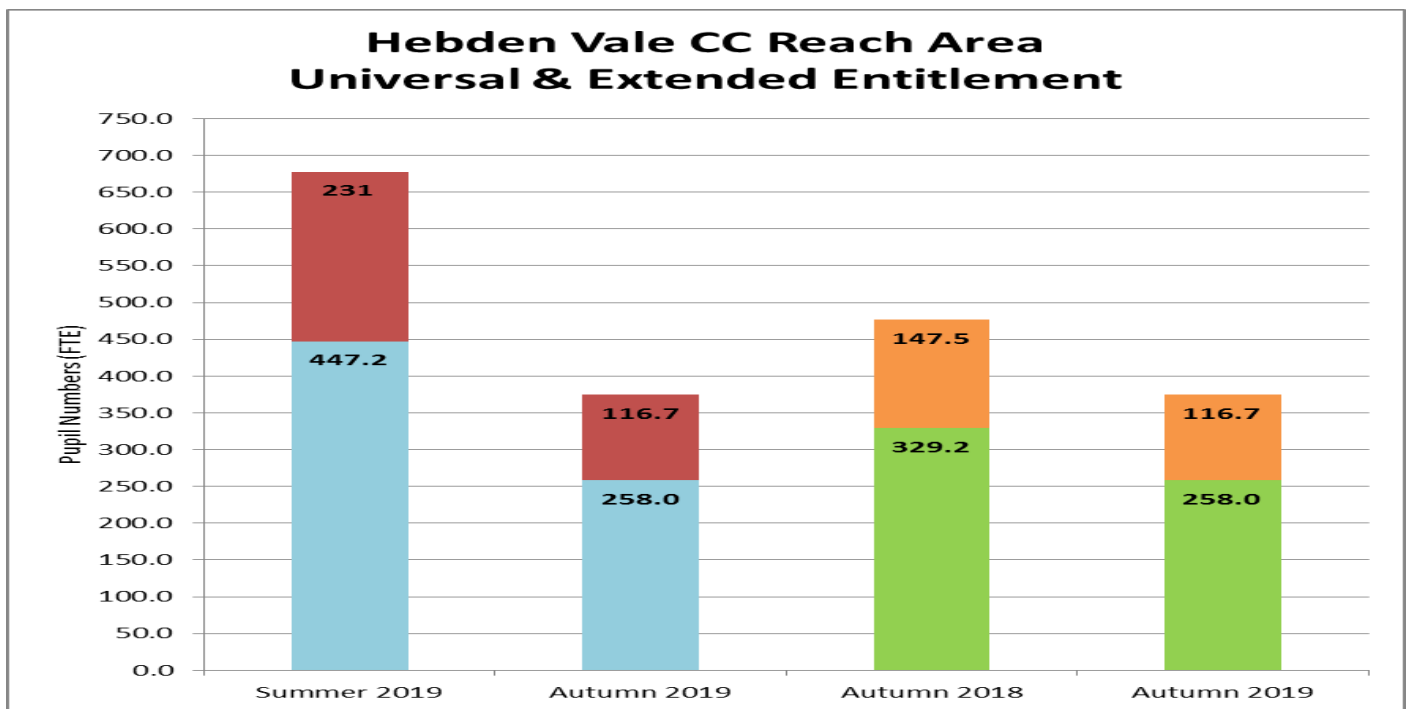
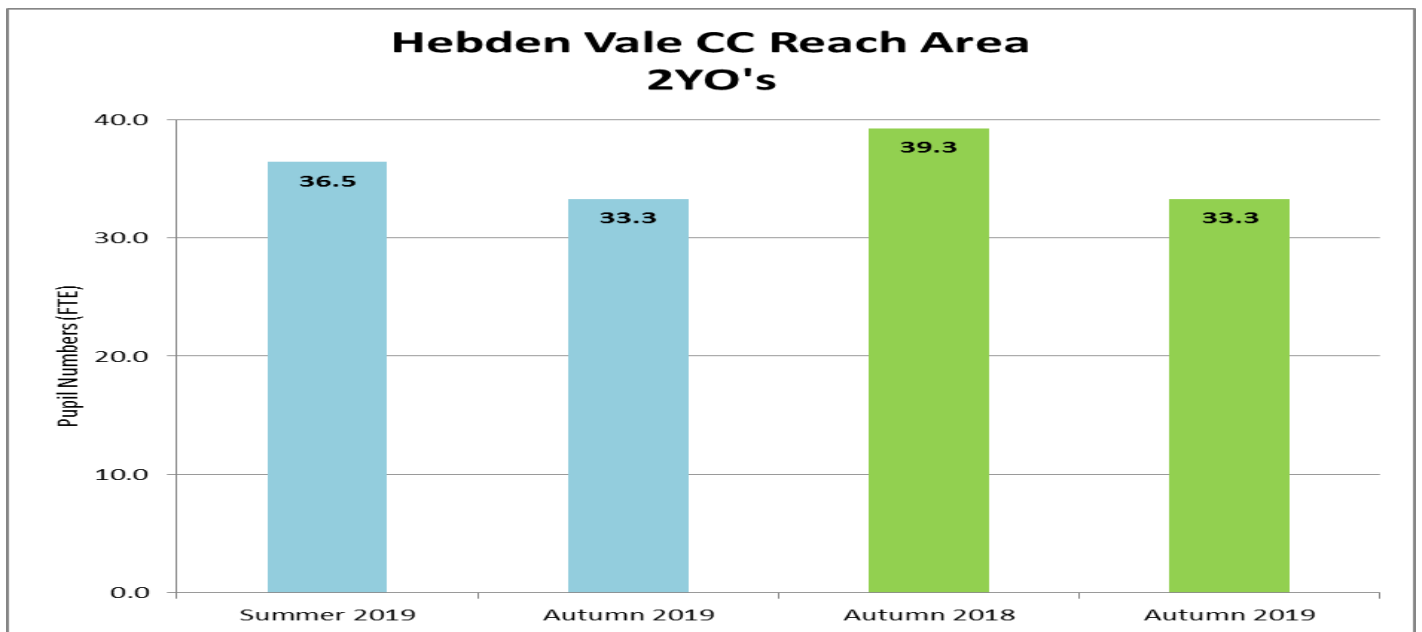
Type of Care	No. of Registered Providers	No. of Registered Places	No. of Vacancies	% of Registered Places Vacant
Childminder	18	104	16	15%
Day Nursery	4	414	35	8%
Holiday Scheme	2	49	15	30%
Out of School Care	15	421	131	31%
Nursery Unit of Independent School	1	36	8	22%
Pre-school	6	146	15	10%
Childcare on Non Domestic Premises	0	0	0	0
Childcare on Domestic Premises	0	0	0	0

The earliest opening time of any setting in this reach area is 7.00am with a childminder and a day nursery and the latest closing time is 7.00pm with a childminder. There is 1 provider who offers care at the weekend and 1 offering overnight.

There are 31 providers, including 7 maintained school nursery / academy nursery and 1 special school nursery, currently approved to deliver the free early entitlement in this reach area.

Full daycare in a group setting in this area costs an average of £49.80 / day. The average cost of a full time childminding place is £35.20 / day. The average price of an out of school place is £6.36 for a before school session and £10.00 for an after school session. A full day in a holiday playscheme costs on average £29.50.

This Reach Area has seen a 21% drop in the take up of the combined universal and extended hours entitlement for 3 and 4 year olds since Autumn 2018.



Hebden Vale CC Reach Area	Change Summer 2019 to Autumn 2019		Change Autumn 2018 to Autumn 2019	
	FTE Places	% Change	FTE Places	% Change
2 Year Old Entitlement	-3.1	-9%	-6	-15%
Universal Entitlement	-189.1	-42%	-71.2	-22%
Extended Entitlement	-114	-49%	-30.8	-21%
Universal & Extended	-303.1	-45%	-102.1	-21%

## New Road Children's Centre - Childcare Market Management Score 4

New Road - Sufficiency Score = 77.0 (110.0)																														
8.0						3.5				10.4			7.0			7.0			3.0		37.0									1.1
1.0	2.0	2.0	0.4	1.0	2.0	0.8	0.8	0.8	4.0	5.0	3.0	3.5	0.7	3.0	5.0	5.0	1.0	2.7	4.0	1.0	5.0	5.0	5.0	1.0	5.0	3.0	5.0	5.0	3.0	3.8
S1	S2	S3	S4	S5	S6	F11	F12	F13	F14	HQ1	HQ2	HQ3	I1	I2	I3	Af1	Af2	Af3	IK1	IK2	NP1	NP2	NP3	NP4	NP5	NP6	NP7	NP8	NP9	RT1
Sustainability						Flexibility				High Quality			Inclusion			Affordability			Information/Knowledge		Number Of Places									Range/Type

This Children's Centre Reach Area is currently is currently rated 'amber' overall (no change from the end of last year).

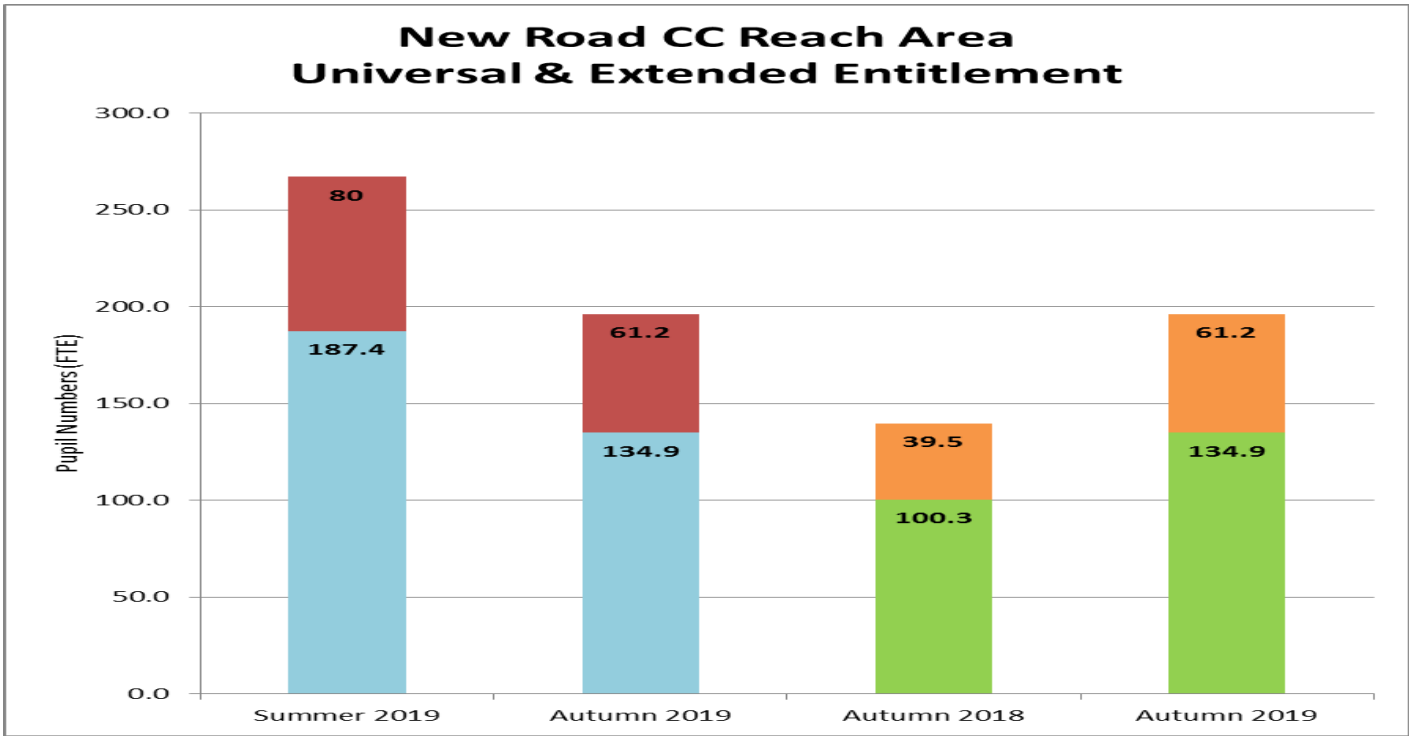
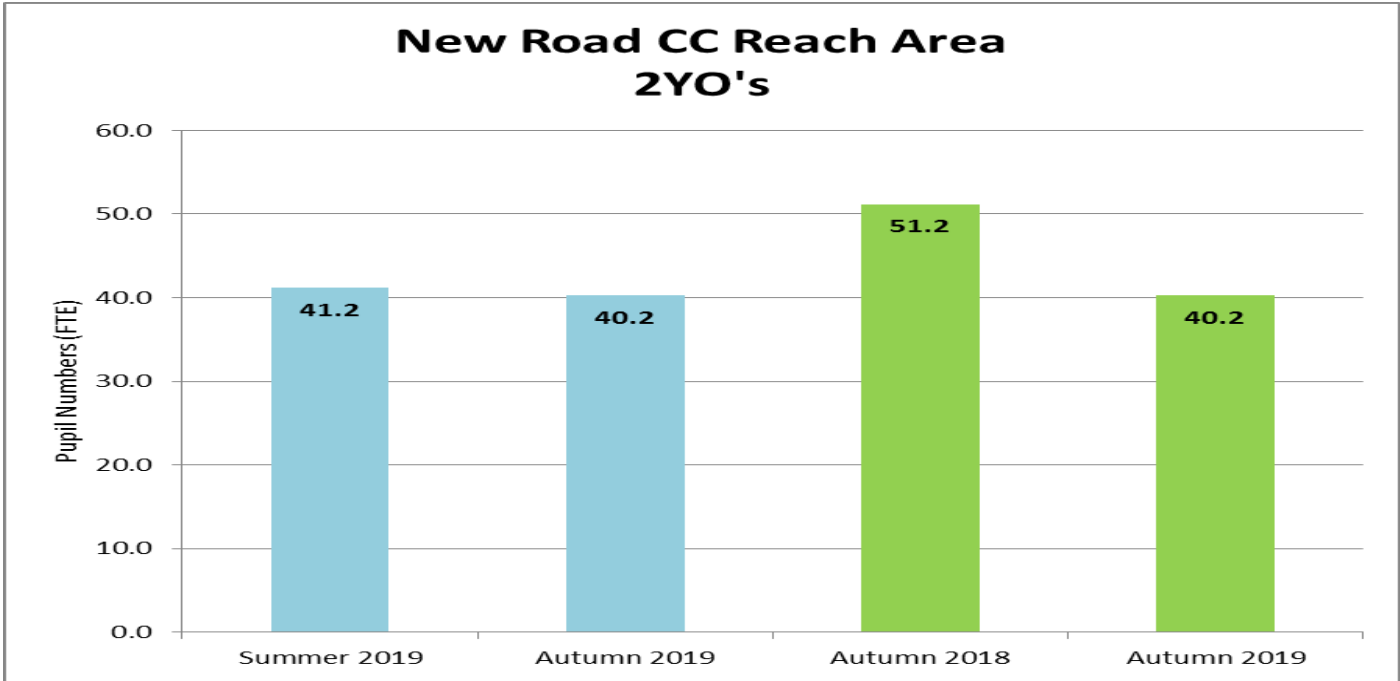
Type of Care	No. of Registered Providers	No. of Registered Places	No. of Vacancies	% of Registered Places Vacant
Childminder	4	22	6	27%
Day Nursery	4	230	33	14%
Holiday Scheme	1	16	6	37%
Out of School Care	3	89	25	28%
Nursery Unit of Independent School	0	0	0	0
Pre-school	1	16	3	18%
Childcare on Non Domestic Premises	0	0	0	0
Childcare on Domestic Premises	0	0	0	0

The earliest opening time of any setting in this reach area is 7.00am and the latest closing time is 6.00pm with the same day nursery. No providers offer care at the weekend and 1 childminder offers overnight care.

There are 12 providers, including 3 maintained school nursery / academy nurseries, currently approved to deliver the free early entitlement in this reach area.

Full daycare in a group setting in this area costs an average of £46.60 / day. The average cost of a full time childminding place is £35.00 / day. The average price of an out of school place is £4.30 for a before school session and £9.00 for an after school session. A full day in a holiday playscheme costs on average £25.00.

This Reach Area has seen a 40% increase in the take up of the combined universal and extended hours entitlement for 3 and 4 year olds since Autumn 2018.



New Road CC Reach Area	Change Summer 2019 to Autumn 2019		Change Autumn 2018 to Autumn 2019	
	FTE Places	% Change	FTE Places	% Change
2 Year Old Entitlement	-0.9	-2%	-10.9	-21%
Universal Entitlement	-52.5	-28%	34.6	35%
Extended Entitlement	-18.3	-23%	21.7	55%
Universal & Extended	-70.8	-27%	56.4	40%

## Todmorden Children's Centre - Childcare Market Management Score 3

Todmorden - Sufficiency Score = 79.4 (110.0)																														
14.4						3.5				6.0			7.0			8.6			3.0		35.8									1.1
5.0	1.2	2.0	2.0	3.0	2.0	0.8	0.8	0.8	4.0	5.0	1.0	0.7	0.7	3.0	5.0	5.0	3.0	2.7	4.0	1.0	5.0	5.0	1.0	3.0	5.0	1.8	5.0	5.0	5.0	3.8
S1	S2	S3	S4	S5	S6	F11	F12	F13	F14	HQ1	HQ2	HQ3	I1	I2	I3	Af1	Af2	Af3	IK1	IK2	NP1	NP2	NP3	NP4	NP5	NP6	NP7	NP8	NP9	RT1
Sustainability						Flexibility				High Quality			Inclusion			Affordability			Information/Knowledge		Number Of Places									Range/Type

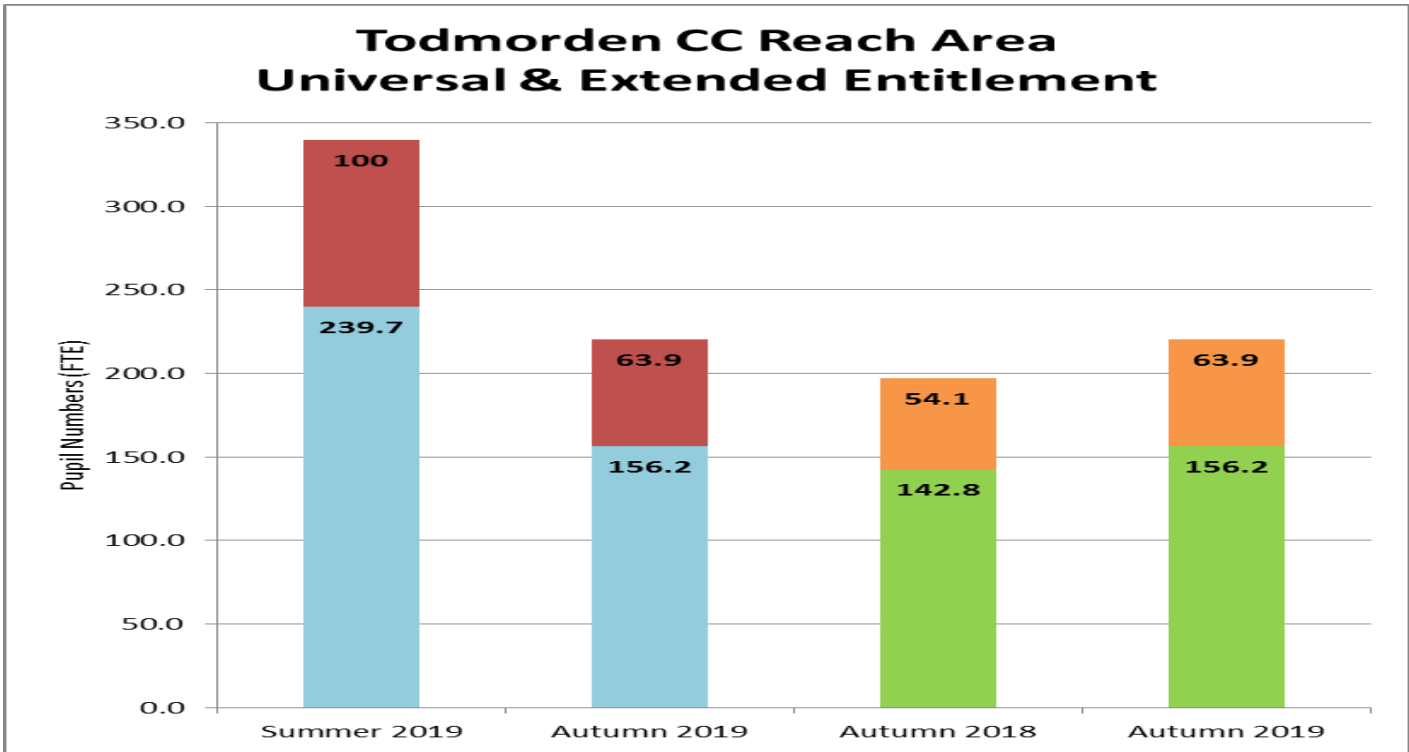
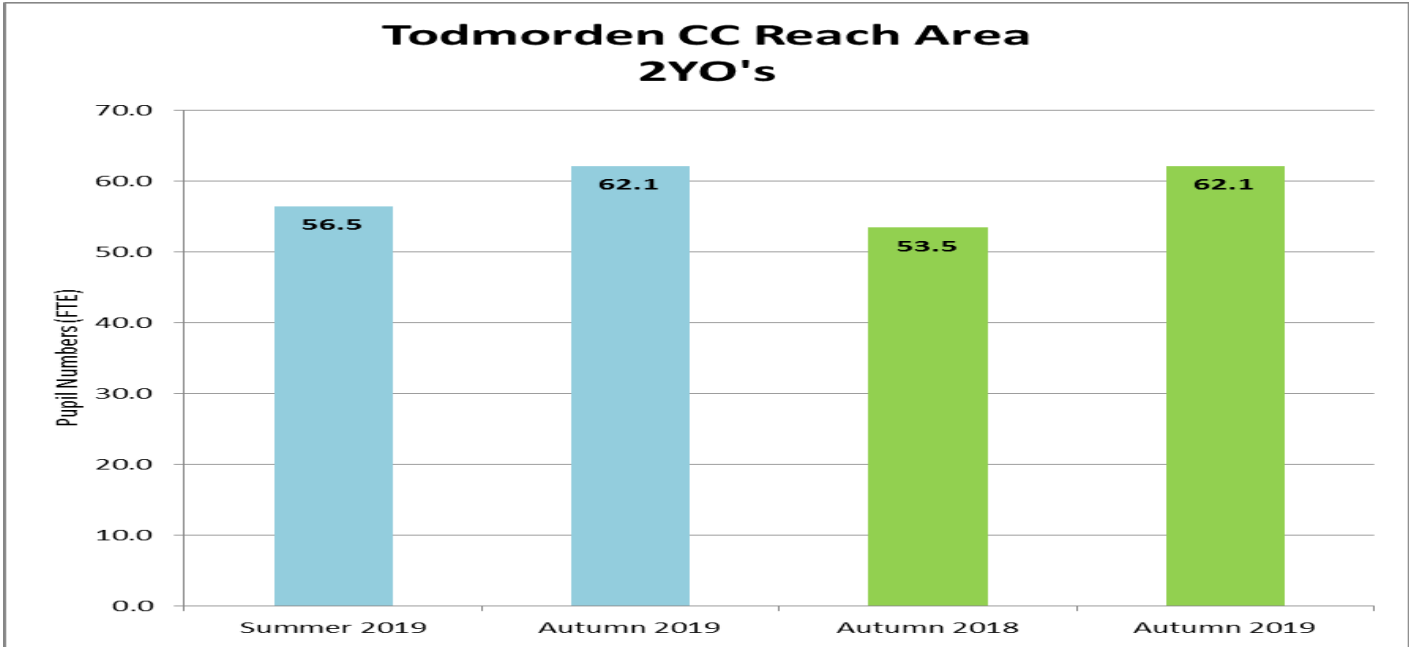
This Children's Centre Reach Area is currently rated 'amber' overall (no change from the end of last year). There is no reported unmet demand in this Reach Area, despite the low number of registered childminders, reducing potential choice for parents.

Type of Care	No. of Registered Providers	No. of Registered Places	No. of Vacancies	% of Registered Places Vacant
Childminder	3	18	17	94%
Day Nursery	6	244	42	17%
Holiday Scheme	1	51	5	9%
Out of School Care	3	117	26	22%
Nursery Unit of Independent School	0	0	0	0
Pre-school	0	0	0	0
Childcare on Non Domestic Premises	0	0	0	0
Childcare on Domestic Premises	0	0	0	0

The earliest opening time of any setting in this reach area is 7.00am and the latest closing time is 6.00pm with the same day nursery. There are no providers who offer care at the weekend or overnight.

There are 13 providers, including 6 maintained school nursery / academy nurseries, currently approved to deliver the free early entitlement in this reach area.

Full daycare in a group setting in this area costs an average of £42.20 / day. The average cost of a full time childminding place is £36.40 / day. The average price of an out of school place is £4.50 for a before school session and £8.60 for an after school session.



Todmorden CC Reach Area	Change Summer 2019 to Autumn 2019		Change Autumn 2018 to Autumn 2019	
	FTE Places	% Change	FTE Places	% Change
2 Year Old Entitlement	5.7	10%	8.7	16%
Universal Entitlement	-83.5	-35%	13.4	9%
Extended Entitlement	-35.9	-36%	9.8	18%
Universal & Extended	-119.4	-35%	23.2	12%

## Childcare Sufficiency Assessment Review – Halifax North & East

The Halifax North and East area encompasses the wards of Illingworth and Mixenden, Northowram and Shelf, Ovenden and Warley. This area is located to the north of Halifax Town Centre and is characterised by urban settlements. It is bordered by Bradford to the north. The Children’s Centres in this area with childcare are Innovations, Kevin Pearce, Ash Green and Creations. Other Children’s Centre services are offered from Illingworth and the Northowram & Shelf hub.

### Number of Children Per Ofsted Registered Place by Age Range – Halifax North & East (December 2019)

	0-4s		5-10s		
	Term-time	School holidays	Before school in term-time	After-school in term-time	School holidays
Total number of places	1003	555	526	644	128
Total number of children	2964	2964	3969	3969	3969
<b>Total number of children per place</b>	<b>3.0</b>	<b>5.3</b>	<b>7.5</b>	<b>6.2</b>	<b>31.0</b>

## Ash Green Children's Centre - Childcare Market Management Score 3

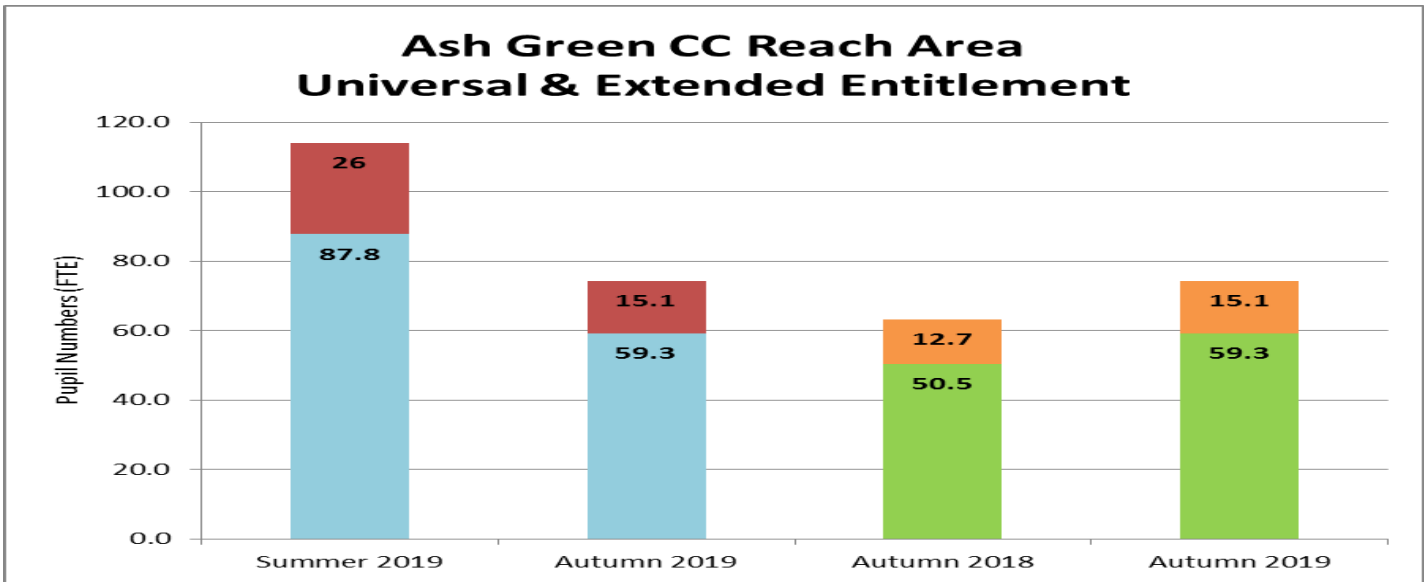
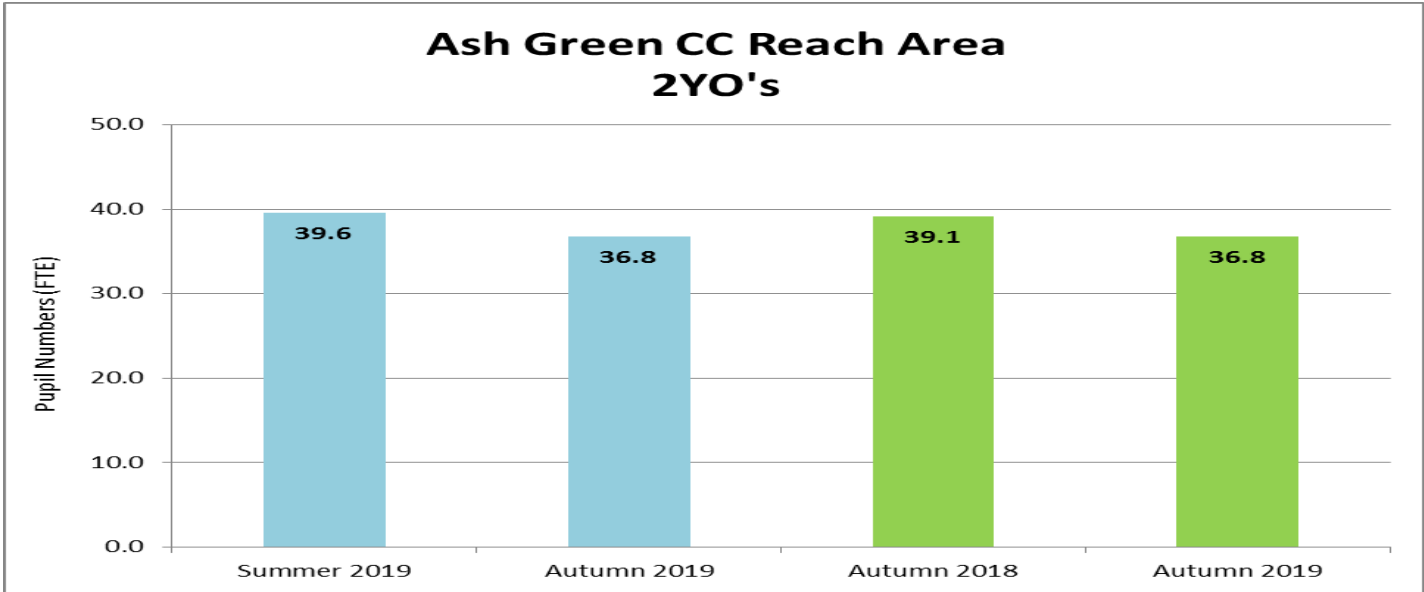
Ash Green - Sufficiency Score = 83.0 (110.0)																														
12.4						3.5				12.2			7.0			6.8			3.0		37.0									1.1
5.0	2.0	2.0	2.0	2.0	2.0	0.8	0.8	0.8	4.0	5.0	5.0	3.5	0.7	3.0	5.0	3.0	1.0	4.5	4.0	1.0	5.0	5.0	1.0	3.0	5.0	3.0	5.0	5.0	5.0	3.8
S1	S2	S3	S4	S5	S6	F11	F12	F13	F14	HQ1	HQ2	HQ3	I1	I2	I3	Af1	Af2	Af3	IK1	IK2	NP1	NP2	NP3	NP4	NP5	NP6	NP7	NP8	NP9	RT1
Sustainability						Flexibility				High Quality			Inclusion			Affordability			Information/Knowledge		Number Of Places									Range/Type

This Children's Centre Reach Area is currently rated 'green' overall (a change from 'amber' at the end of last year). Despite the very low number of available vacant day nursery places, there is no evidence of unmet demand in this area. A new childminder is expected to open in this Reach Area in Spring 2020.

Type of Care	No. of Registered Providers	No. of Registered Places	No. of Vacancies	% of Registered Places Vacant
Childminder	1	6	6	100%
Day Nursery	1	15	0	0
Holiday Scheme	0	0	0	0
Out of School Care	1	100	20	20%
Nursery Unit of Independent School	0	0	0	0
Pre-school	0	0	0	0
Childcare on Non Domestic Premises	0	0	0	0
Childcare on Domestic Premises	0	0	0	0

The earliest opening time of any setting in this reach area is 8.00am and the latest closing time is 6.00pm, both with the Children's Centre. There are no providers offering care at the weekend or overnight. The Children's Centre, the school nursery and a childminder deliver the free entitlement.

Full daycare in a group setting in this area costs on average £39.00 / day. The average cost of a full time childminding place is £35.00 / day. The cost of an out of school place is £2.00 for a before school session and £8.00 for an after school session.



Ash Green CC Reach Area	Change Summer 2019 to Autumn 2019		Change Autumn 2018 to Autumn 2019	
	FTE Places	% Change	FTE Places	% Change
2 Year Old Entitlement	-2.8	-7%	-2.3	-6%
Universal Entitlement	-28.5	-32%	8.8	17%
Extended Entitlement	-11.2	-43%	2.4	19%
Universal & Extended	-39.8	-35%	11.2	18%

## Creations Children's Centre - Childcare Market Management Score 2

Creations - Sufficiency Score = 76.3 (110.0)																															
14.4						1.8				10.4			7.0			5.5			2.0		35.0									0.2	
3.0	2.0	2.0	1.2	5.0	2.0	0.8	0.8	0.8	0.8	3.0	5.0	3.5	0.7	3.0	5.0	3.0	3.0	0.9	2.4	1.0	5.0	5.0	1.0	3.0	5.0	3.0	5.0	5.0	5.0	3.0	0.8
S1	S2	S3	S4	S5	S6	F11	F12	F13	F14	HQ1	HQ2	HQ3	I1	I2	I3	Af1	Af2	Af3	IK1	IK2	NP1	NP2	NP3	NP4	NP5	NP6	NP7	NP8	NP9	RT1	
Sustainability						Flexibility				High Quality			Inclusion			Affordability			Information/Knowledge		Number Of Places									Range/Type	

This Children's Centre Reach Area is currently rated 'amber' overall (no change from the end of last year).

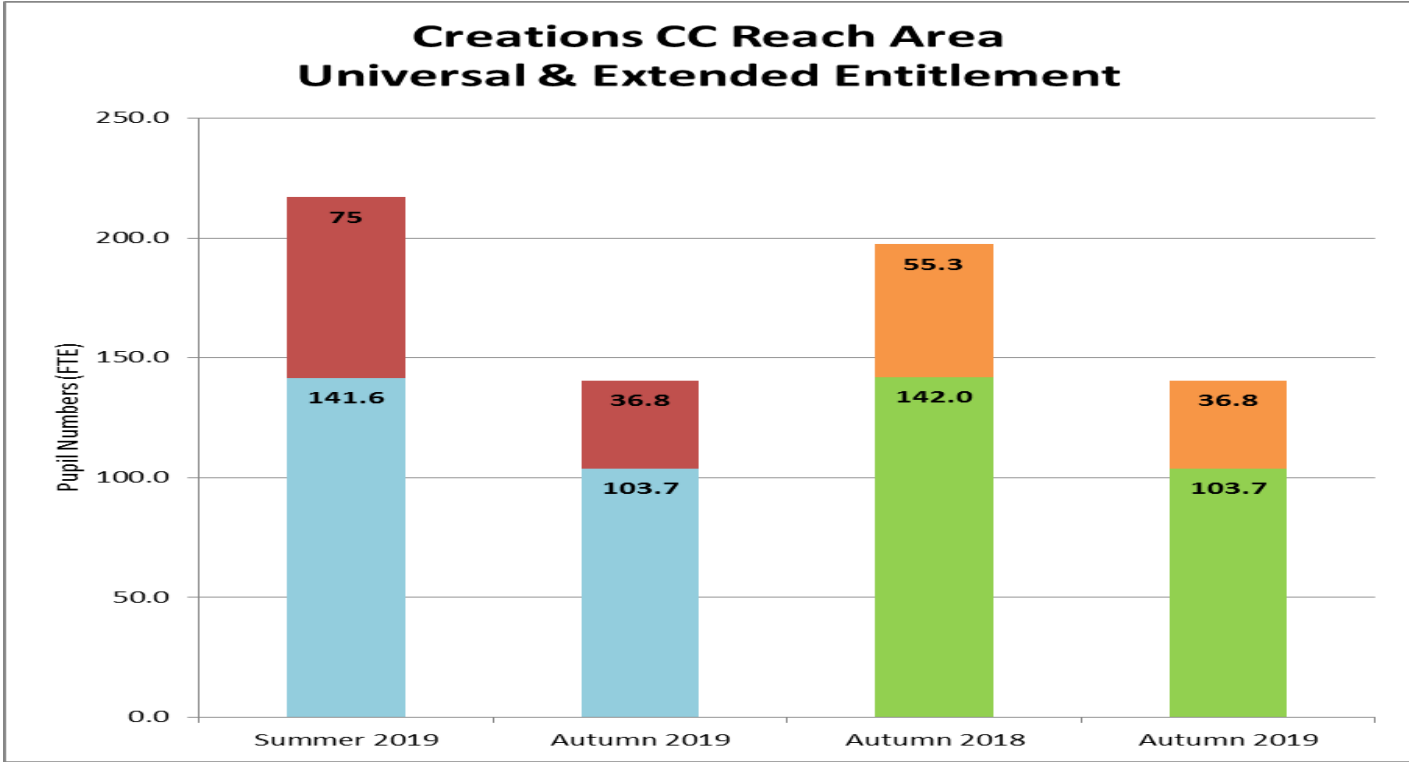
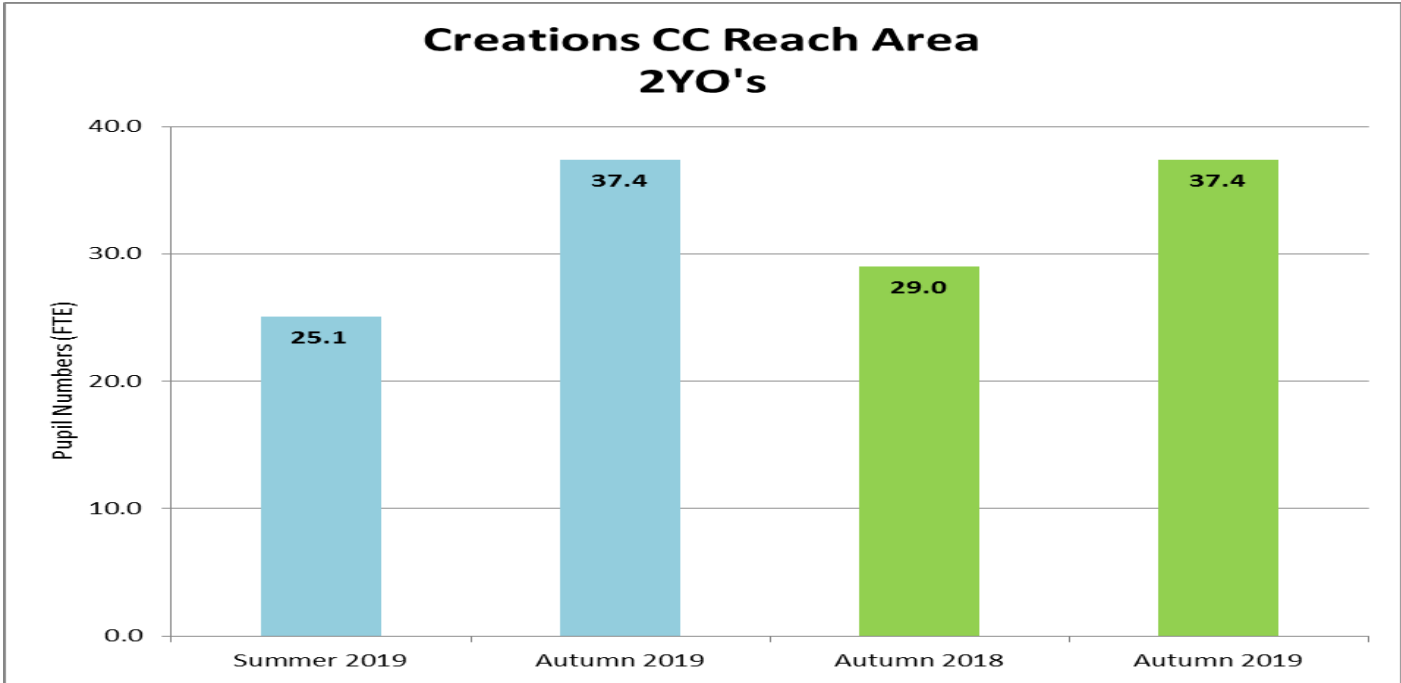
Type of Care	No. of Registered Providers	No. of Registered Places	No. of Vacancies	% of Registered Places Vacant
Childminder	3	18	10	55%
Day Nursery	2	108	21	19%
Holiday Scheme	0	0	0	0
Out of School Care	3	52	14	26%
Nursery Unit of Independent School	0	0	0	0
Pre-school	1	45	0	0
Childcare on Non Domestic Premises	0	0	0	0
Childcare on Domestic Premises	0	0	0	0

The earliest opening time of any setting in this reach area is 7.00am and the latest closing time is 6.00pm, with a childminder and a day nursery. There are no providers who offer care at the weekend and there is one childminder who offers overnight care.

There are 5 providers, including 1 maintained school nursery / academy nursery, currently approved to deliver the free early entitlement in this reach area.

Full daycare in a group setting in this area costs an average of £42.00 / day. The average cost of a full time childminding place is £35.00 / day. The cost of an out of school place is £3.80 for a before school session and £8.75 for an after school session.

This Reach Area has seen a 29% drop in the take up of the combined universal and extended hours entitlement for 3 and 4 year olds since Autumn 2018.



Creations CC Reach Area	Change Summer 2019 to Autumn 2019		Change Autumn 2018 to Autumn 2019	
	FTE Places	% Change	FTE Places	% Change
2 Year Old Entitlement	12.3	49%	8.3	29%
Universal Entitlement	-87.9	-62%	-38.2	-27%
Extended Entitlement	-38.5	-51%	-18.5	-33%
Universal & Extended	-126.43	-47%	-56.75	-29%

## Illingworth Community Children's Centre - Childcare Market Management Score 3

Illingworth - Sufficiency Score = 91.4 (110.0)																															
15.6						3.5				12.2			7.0			10.0			3.0			39.0									1.1
5.0	0.4	2.0	2.0	5.0	2.0	0.8	0.8	0.8	4.0	5.0	5.0	3.5	0.7	3.0	5.0	5.0	3.0	4.5	4.0	1.0	5.0	5.0	5.0	1.0	5.0	3.0	5.0	5.0	5.0	3.8	
S1	S2	S3	S4	S5	S6	F1	F2	F3	F4	HQ1	HQ2	HQ3	I1	I2	I3	Af1	Af2	Af3	IK1	IK2	NP1	NP2	NP3	NP4	NP5	NP6	NP7	NP8	NP9	RT1	
Sustainability						Flexibility				High Quality			Inclusion			Affordability			Information/Knowledge		Number Of Places									Range/Type	

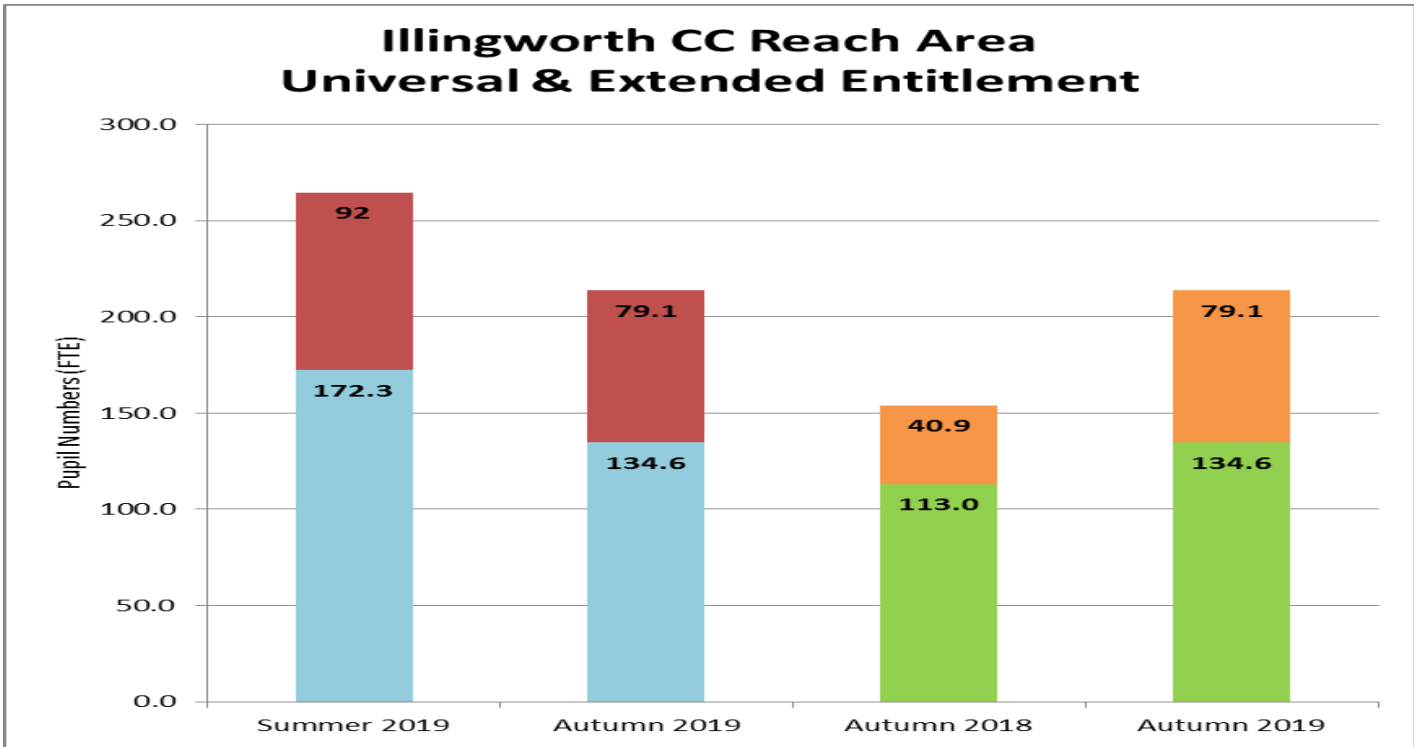
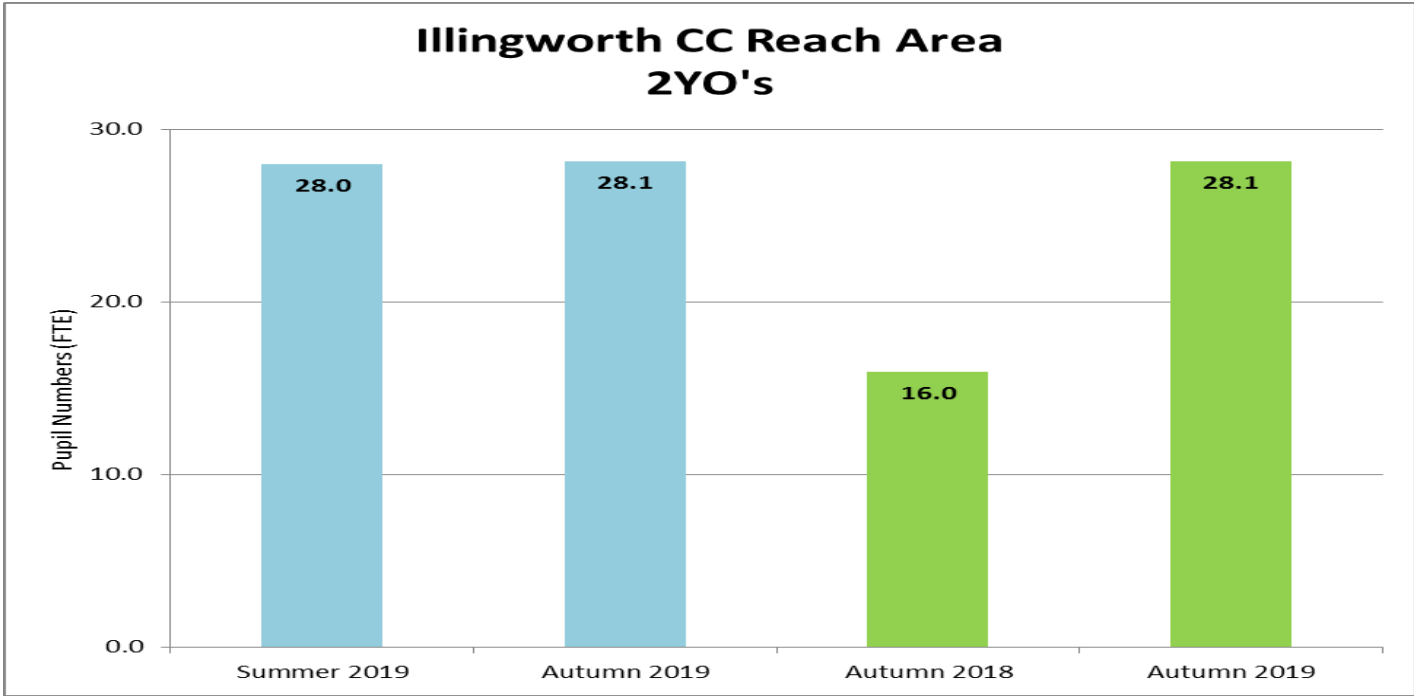
This Children's Centre Reach Area is currently rated 'green' overall (a change from 'amber' at the end of last year). There are low reported vacancy levels but demand for the extended entitlement is currently being met by the current providers. The 12 places offered by two newly registered childminders will help increase parental choice in this Reach Area. This Reach Area remains one of the highest 'importers' of funded children living outside its boundaries.

Type of Care	No. of Registered Providers	No. of Registered Places	No. of Vacancies	% of Registered Places Vacant
Childminder	7	41	13	31%
Day Nursery	1	72	17	23%
Holiday Scheme	0	0	0	0
Out of School Care	4	195	20	10%
Nursery Unit of Independent School	0	0	0	0
Pre-school	0	0	0	0
Childcare on Non Domestic Premises	0	0	0	0
Childcare on Domestic Premises	0	0	0	0

The earliest opening time of any setting in this reach area is 7.30am and the latest closing time is 6.00pm, with a childminder. There are no providers offering care at the weekend or overnight.

There are 11 providers, including 3 maintained school nursery / academy nurseries, currently approved to deliver the free early entitlement in this reach area.

Full daycare in a group setting in this area costs an average of £45.80 / day. The average cost of a full time childminding place is £33.40 / day. The cost of an out of school place is £4.00 for a before school session and £8.60 for an after school session.



Illingworth CC Reach Area	Change Summer 2019 to Autumn 2019		Change Autumn 2018 to Autumn 2019	
	FTE Places	% Change	FTE Places	% Change
2 Year Old Entitlement	0.1	0.5%	12.2	76%
Universal Entitlement	-37.7	-22%	21.6	19%
Extended Entitlement	-13.2	-14%	38.2	94%
Universal & Extended	-50.9	-19%	59.8	39%

## Innovations Children’s Centre - Childcare Market Management Score 3

Innovations - Sufficiency Score = 80.4 (I 10.0)																														
12.5						1.8				9.6			9.2			5.4			3.0		37.8									1.1
3.0	1.2	2.0	2.0	3.0	2.0	0.8	0.8	0.8	0.8	5.0	5.0	0.7	3.5	3.0	5.0	3.0	1.0	2.7	4.0	1.0	3.0	5.0	5.0	3.0	5.0	1.8	5.0	5.0	5.0	3.8
S1	S2	S3	S4	S5	S6	F11	F12	F13	F14	HQ1	HQ2	HQ3	I1	I2	I3	Af1	Af2	Af3	IK1	IK2	NP1	NP2	NP3	NP4	NP5	NP6	NP7	NP8	NP9	RT1
Sustainability						Flexibility				High Quality			Inclusion			Affordability			Information/Knowledge		Number Of Places									Range/Type

This Children’s Centre Reach Area is currently rated ‘amber’ overall (no change from the end of last year).

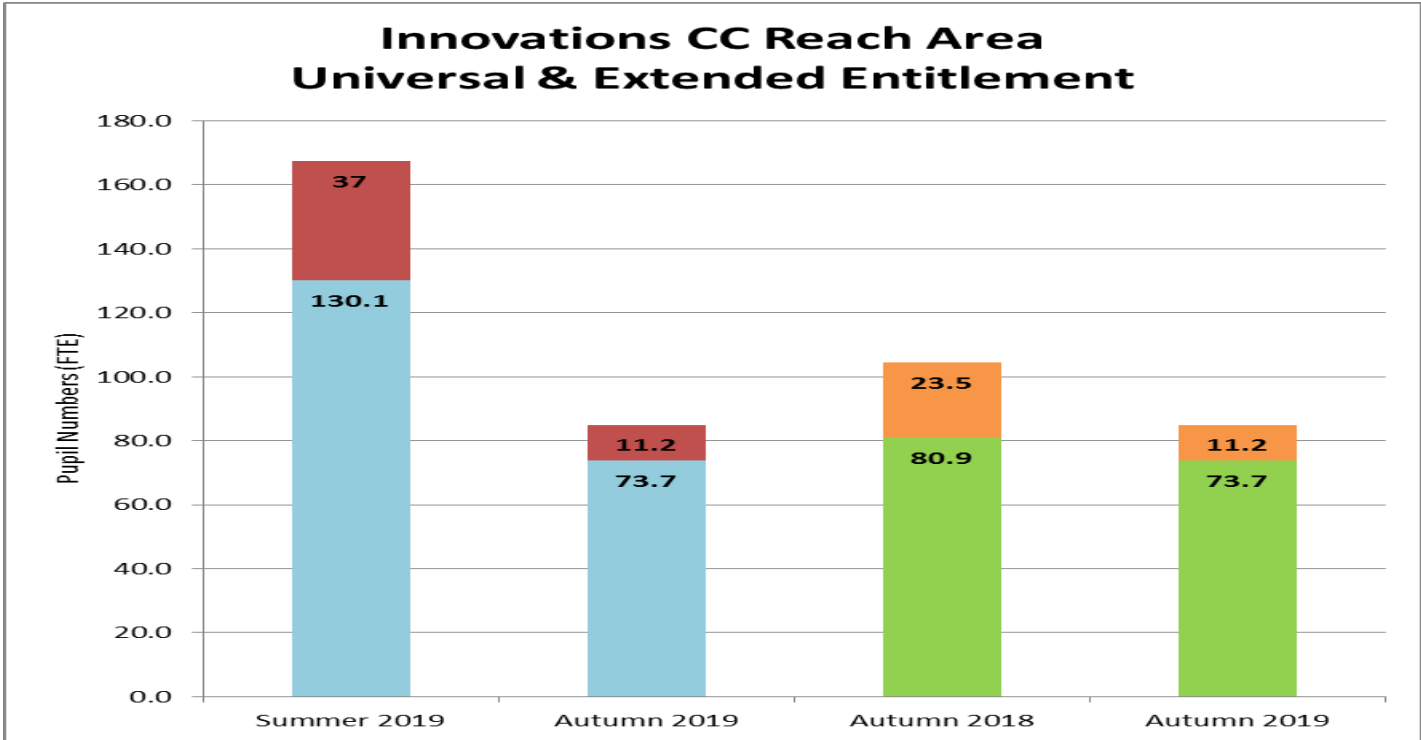
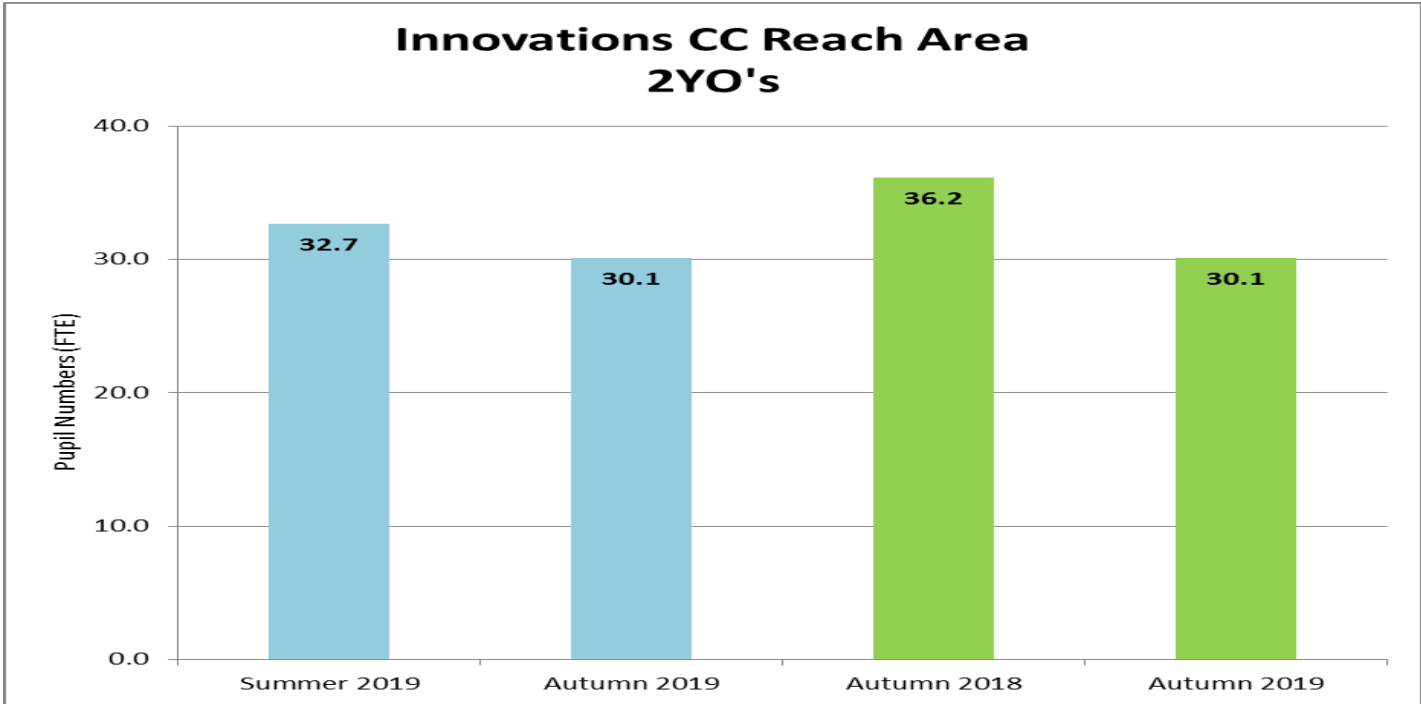
Type of Care	No. of Registered Providers	No. of Registered Places	No. of Vacancies	% of Registered Places Vacant
Childminder	2	12	1	8%
Day Nursery	1	68	5	7%
Holiday Scheme	0	0	0	0
Out of School Care	2	77	19	24%
Nursery Unit of Independent School	0	0	0	0
Pre-school	0	0	0	0
Childcare on Non Domestic Premises	0	0	0	0
Childcare on Domestic Premises	0	0	0	0

The earliest opening time of any setting in this reach area is 8.00am and the latest closing time is 6.00pm with the Children’s Centre. There are no providers who offer care at the weekend or overnight.

There are 6 providers, including 3 maintained school nursery / academy nurseries, currently approved to deliver the free early entitlement in this reach area.

Full daycare in a group setting in this area costs £41.00 / day. The average cost of a full time childminding place is £36.00 / day. The cost of an out of school place is £3.20 for a before school session and £7.50 for an after school session.

This area exhibits a high demand for the free early education places and in particular, the two year old entitlement. Increasingly, parents are accessing their free entitlement outside of this Reach Area, using nearby providers in the Illingworth and Kevin Pearce Reach Areas.



Innovations CC Reach Area	Change Summer 2019 to Autumn 2019		Change Autumn 2018 to Autumn 2019	
	FTE Places	% Change	FTE Places	% Change
2 Year Old Entitlement	-2.5	-8%	-6	-17%
Universal Entitlement	-56.3	-43%	-7.2	-9%
Extended Entitlement	-26	-70%	-12.3	-52%
Universal & Extended	-82.4	-49%	-19.5	-19%

## Kevin Pearce Children's Centre - Childcare Market Management Score 2

Kevin Pearce - Sufficiency Score = 81.8 (110.0)																														
10.6						3.5				9.6			7.0			7.0			2.0		41.0									1.1
1.0	1.2	2.0	2.0	3.0	2.0	0.8	0.8	0.8	4.0	5.0	5.0	0.7	0.7	3.0	5.0	5.0	1.0	2.7	2.4	1.0	5.0	5.0	5.0	3.0	5.0	3.0	5.0	5.0	5.0	3.8
S1	S2	S3	S4	S5	S6	FI1	FI2	FI3	FI4	HQ1	HQ2	HQ3	I1	I2	I3	AF1	AF2	AF3	IK1	IK2	NP1	NP2	NP3	NP4	NP5	NP6	NP7	NP8	NP9	RT1
Sustainability						Flexibility				High Quality			Inclusion			Affordability			Information/Knowledge		Number Of Places									Range/Type

This Children's Centre Reach Area is currently rated 'amber' overall (no change from the end of last year).

Type of Care	No. of Registered Providers	No. of Registered Places	No. of Vacancies	% of Registered Places Vacant
Childminder	9	53	6	11%
Day Nursery	4	228	75	32%
Holiday Scheme	2	64	18	28%
Out of School Care	6	156	57	36%
Nursery Unit of Independent School	0	0	0	0
Pre-school	3	71	15	21%
Childcare on Non Domestic Premises	0	0	0	0
Childcare on Domestic Premises	1	13	3	23%
Childminder	9	53	6	11%

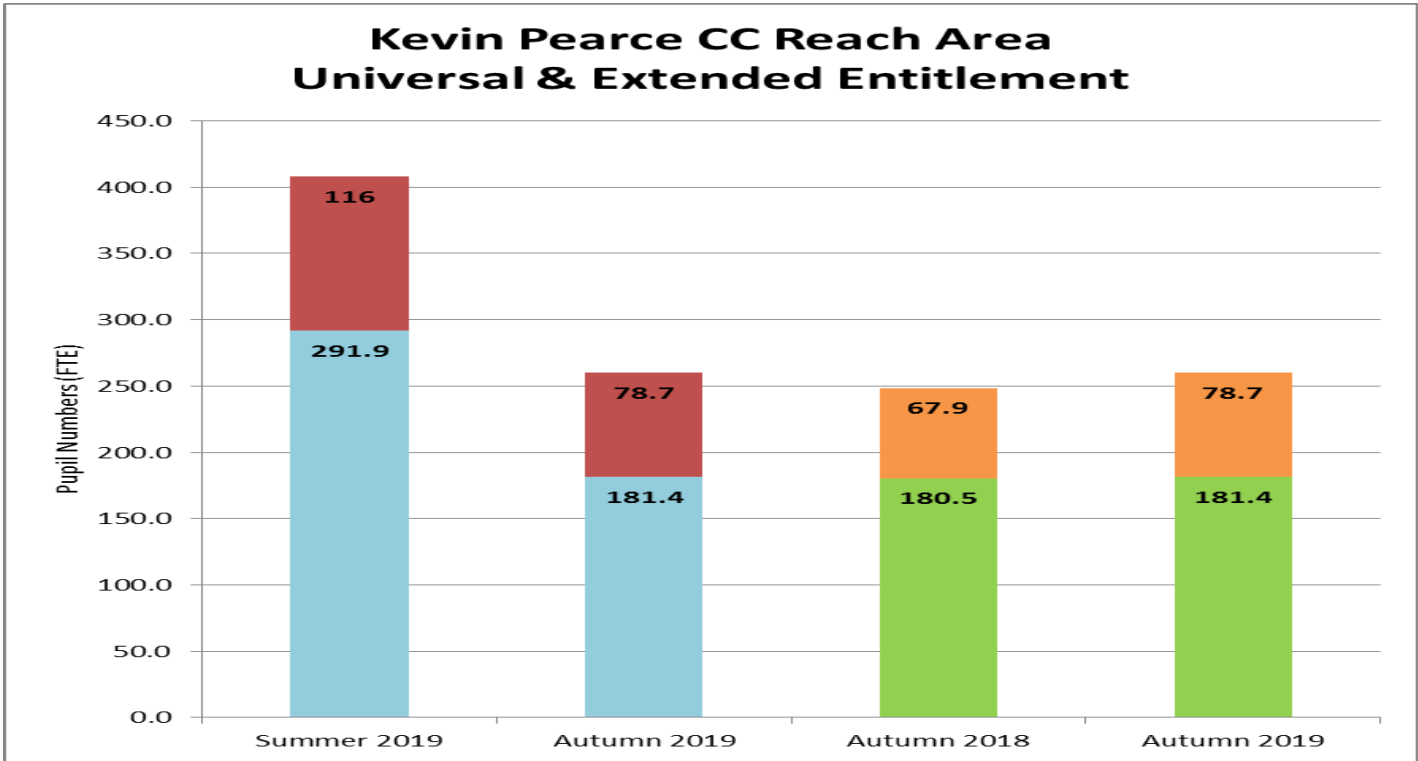
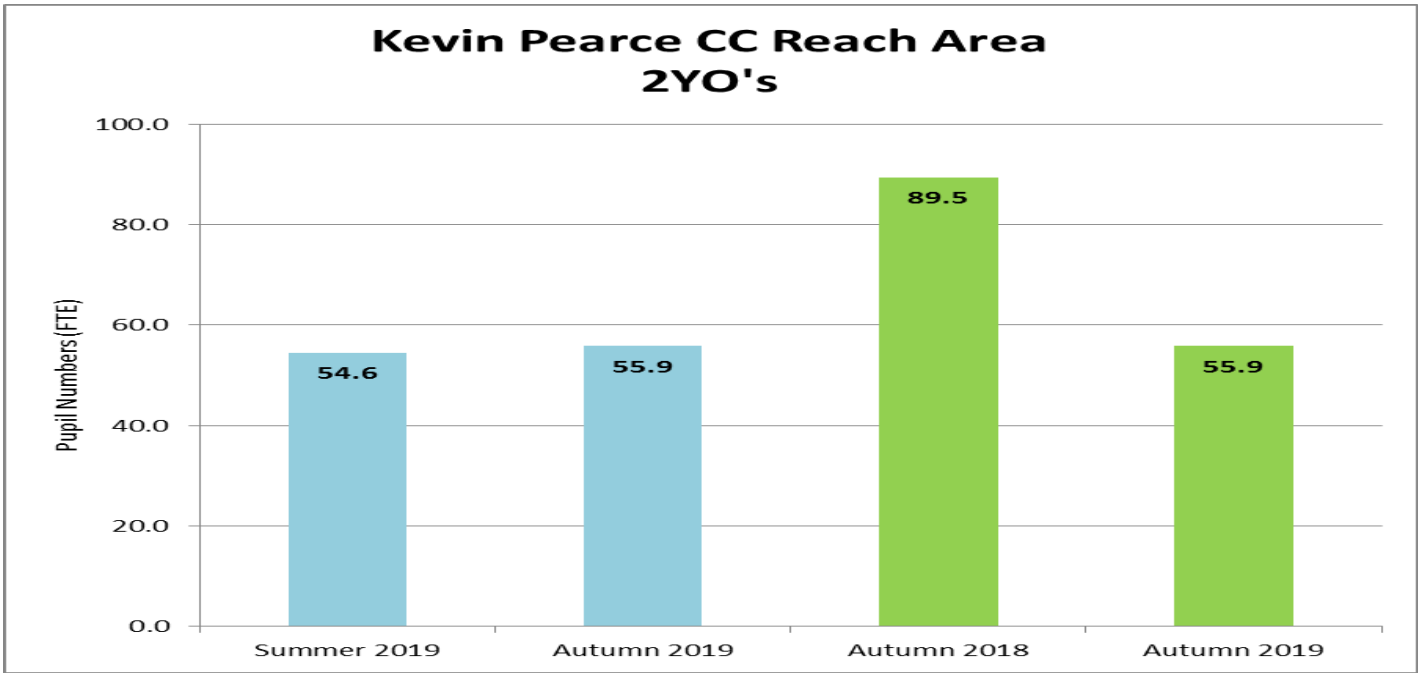
The earliest opening time of any setting in this reach area is 7.15am with a day nursery and the latest closing time is 7.00pm with a different day nursery. There are no providers who offer care at the weekend or overnight.

There are 20 providers, including 3 maintained school nursery / academy nurseries, currently approved to deliver the free early entitlement in this reach area.

Full daycare in a group setting in this area costs an average of £43.80 / day. The average cost of a full time childminding place is £34.40 / day. The average price of an out of school place is £5.65 for a before school session and £8.75 for an after school session. A full day in a holiday playscheme costs on average £30.00.

This Reach Area saw the closure of a day nursery in the Autumn Term 2018 but this was offset by the re-opening of this nursery in Autumn 2019. This Reach Area appears to be well served with childcare provision, particularly childminders, but the majority of the providers are located in the Shelf and Northowram areas causing access problems for some children living in Ovenden. The Children's Centre, which is located in Ovenden, is usually oversubscribed for its early education places.

This Reach Area has seen a 37% drop in the take up of the two year old entitlement since Autumn 2018.



Kevin Pearce CC Reach Area	Change Summer 2019 to Autumn 2019		Change Autumn 2018 to Autumn 2019	
	FTE Places	% Change	FTE Places	% Change
2 Year Old Entitlement	1.4	3%	-33.5	-37%
Universal Entitlement	-110.5	-38%	0.8	0.5%
Extended Entitlement	-37.5	-32%	10.8	16%
Universal & Extended	-148.04	-36%	11.6	5%

## Childcare Sufficiency Assessment Review – Lower Valley

The Lower Valley area encompasses the wards of Greetland and Stainland, Elland, Brighouse, Rastrick and Hipperholme and Lightcliffe. This area is located to the south and east of Halifax Town Centre and is characterised by smaller market towns and some rural and wooded spaces. It is bordered by Kirklees to the south east and Bradford to the north. The Children’s Centres in this area with childcare are Elland, Field Lane and Wellholme Park. Other Children’s Centre services are offered from Holywell Green.

### Number of Children Per Ofsted Registered Place by Age Range – Lower Valley (December 2019)

	0-4s		5-10s		
	Term-time	School holidays	Before school in term-time	After-school in term-time	School holidays
Total number of places	1827	1386	631	887	259
Total number of children	2887	2887	3973	3973	3973
<b>Total number of children per place</b>	<b>1.6</b>	<b>2.1</b>	<b>6.3</b>	<b>4.5</b>	<b>15.3</b>

## Elland Children's Centre - Childcare Market Management Score 3

Elland - Sufficiency Score = 67.1 (110.0)																														
12.5						3.5				7.8			7.0			5.5			1.1		29.0									0.7
1.0	1.2	2.0	2.0	5.0	2.0	0.8	0.8	0.8	4.0	5.0	3.0	0.7	0.7	3.0	5.0	3.0	3.0	0.9	0.8	1.0	5.0	5.0	5.0	1.0	5.0	3.0	1.0	1.0	3.0	2.3
S1	S2	S3	S4	S5	S6	F1	F2	F3	F4	HQ1	HQ2	HQ3	I1	I2	I3	Af1	Af2	Af3	IK1	IK2	NP1	NP2	NP3	NP4	NP5	NP6	NP7	NP8	NP9	RT1
Sustainability						Flexibility				High Quality			Inclusion			Affordability			Information/Knowledge		Number Of Places									Range/Type

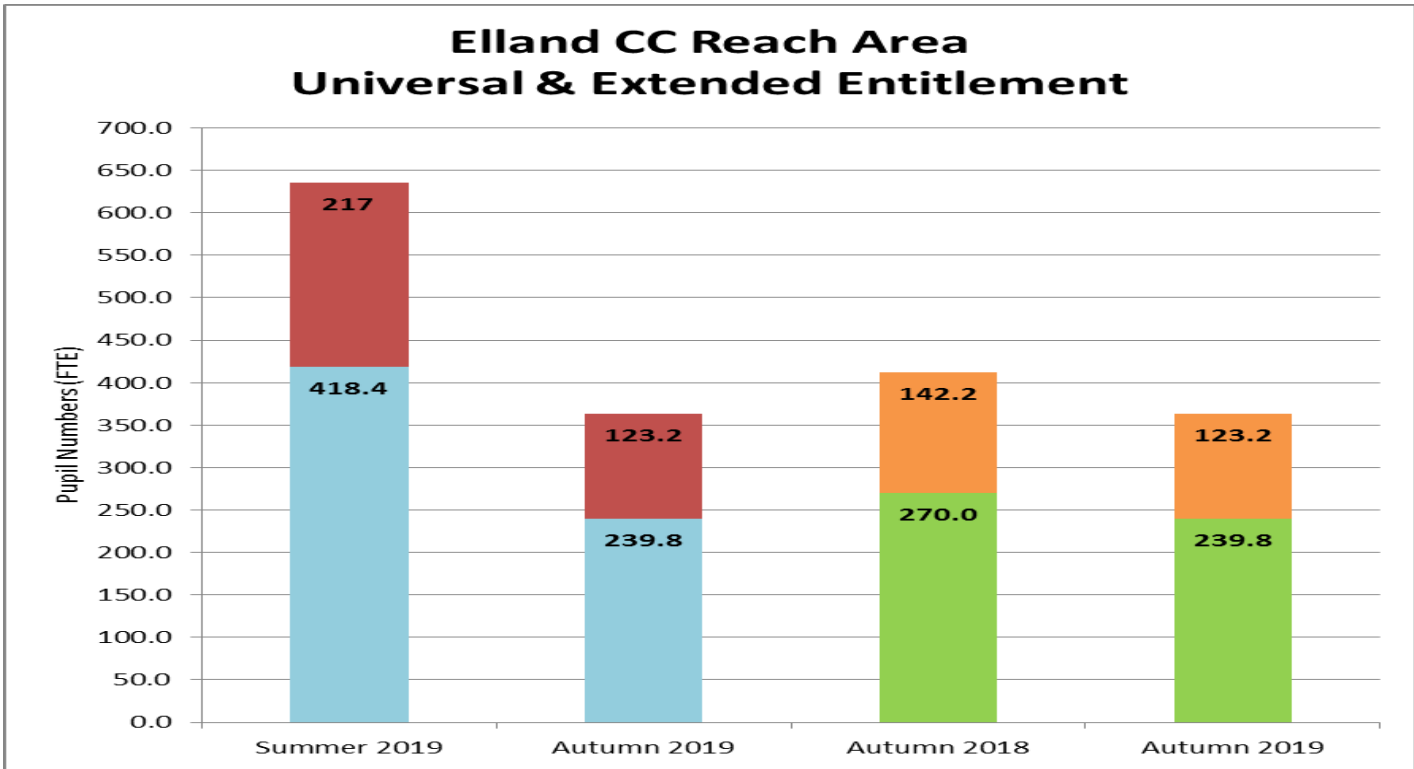
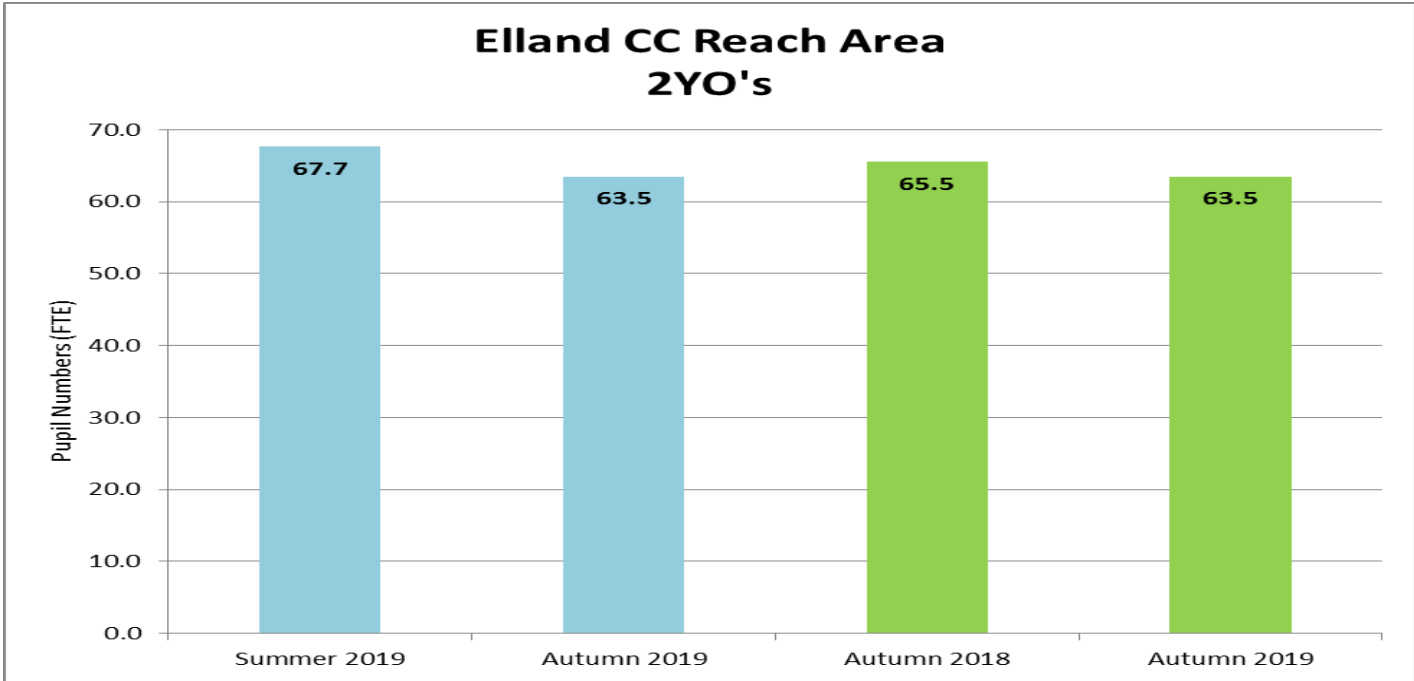
This Children's Centre Reach Area is currently rated 'amber' overall (no change from the end of last year). This Reach Area has seen the highest number of closed childcare places of any Reach Area in Calderdale in 2019 – 112 places. This does not yet appear to be having any impact on the availability of childcare against demand.

Type of Care	No. of Registered Providers	No. of Registered Places	No. of Vacancies	% of Registered Places Vacant
Childminder	19	112	9	8%
Day Nursery	6	414	64	15%
Holiday Scheme	1	26	0	0
Out of School Care	12	380	70	18%
Nursery Unit of Independent School	0	0	0	0
Pre-school	4	88	23	26%
Childcare on Non Domestic Premises	0	0	0	0
Childcare on Domestic Premises	1	18	0	0

The earliest opening time of any setting in this reach area is 7.00m and the latest closing time is 7.00pm, with the same childminder. There is 1 provider who offers care at the weekend but none who offer care overnight.

There are 32 providers, including 4 maintained school nursery / academy nurseries, currently approved to deliver the free early entitlement in this reach area.

Full daycare in a group setting in this area costs an average of £47.40 / day. The average cost of a full time childminding place is £35.20 / day. The average price of an out of school place is £5.55 for a before school session and £9.95 for an after school session. A full day in a holiday playscheme costs on average £35.50.



Elland CC Reach Area	Change Summer 2019 to Autumn 2019		Change Autumn 2018 to Autumn 2019	
	FTE Places	% Change	FTE Places	% Change
2 Year Old Entitlement	-4.2	-6%	-2.1	-3%
Universal Entitlement	-178.6	-43%	-30.2	-11%
Extended Entitlement	-93.8	-43%	-19	-13%
Universal & Extended	-272.5	-43%	-49.2	-12%

## Field Lane Children’s Centre - Childcare Market Management Score 4

Field Lane - Sufficiency Score = 78.9 (110.0)																														
11.8						4.4				10.4			7.0			8.4			2.0		33.8									1.1
1.0	2.0	2.0	0.4	5.0	2.0	0.8	0.8	2.4	4.0	5.0	3.0	3.5	0.7	3.0	5.0	3.0	3.0	4.5	2.4	1.0	5.0	5.0	5.0	1.0	5.0	1.8	5.0	5.0	1.0	3.8
S1	S2	S3	S4	S5	S6	F11	F12	F13	F14	HQ1	HQ2	HQ3	I1	I2	I3	Af1	Af2	Af3	IK1	IK2	NP1	NP2	NP3	NP4	NP5	NP6	NP7	NP8	NP9	RT1
Sustainability						Flexibility				High Quality			Inclusion			Affordability			Information/Knowledge		Number Of Places									Range/Type

This Children’s Centre Reach Area is currently rated ‘green’ (a change from ‘amber’ at the end of last year).

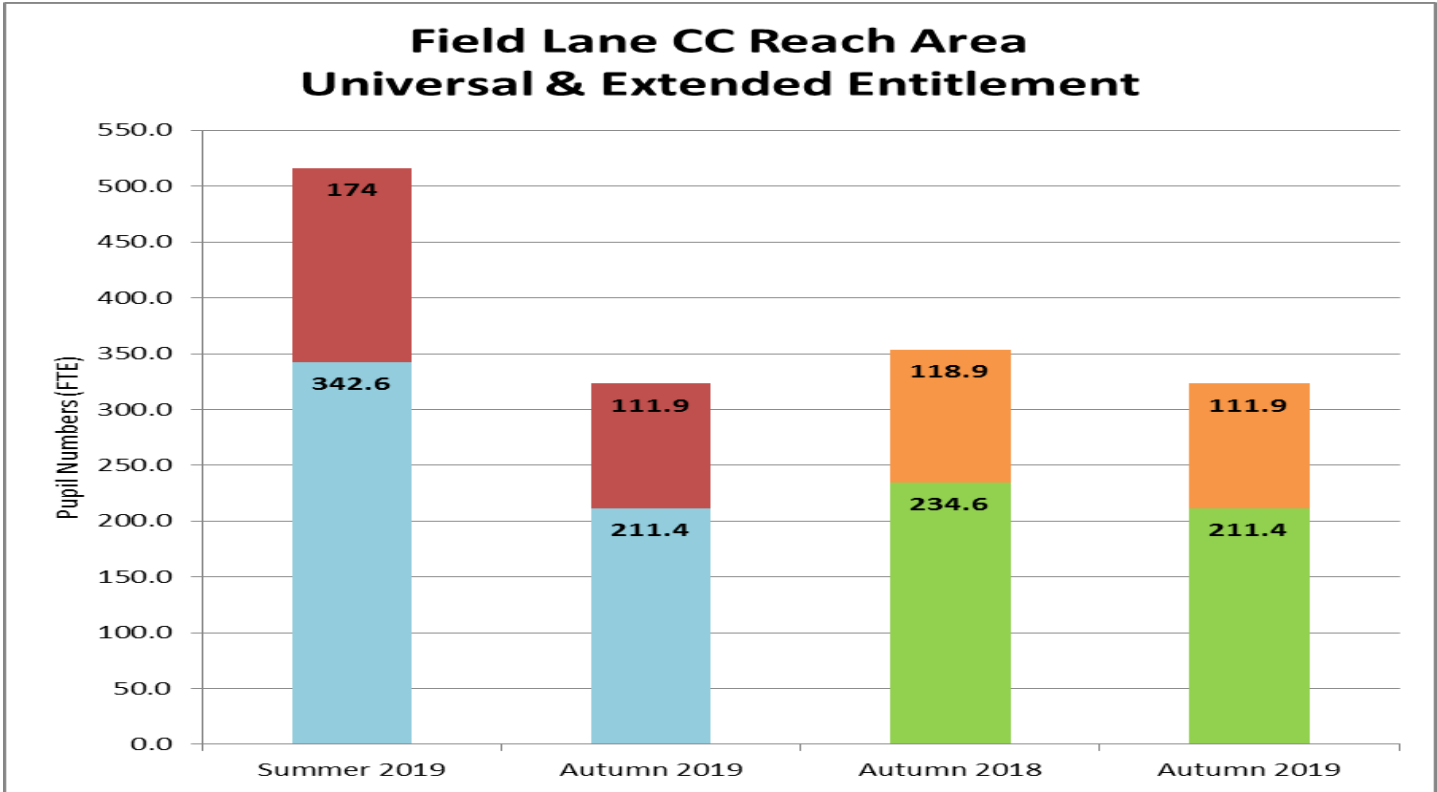
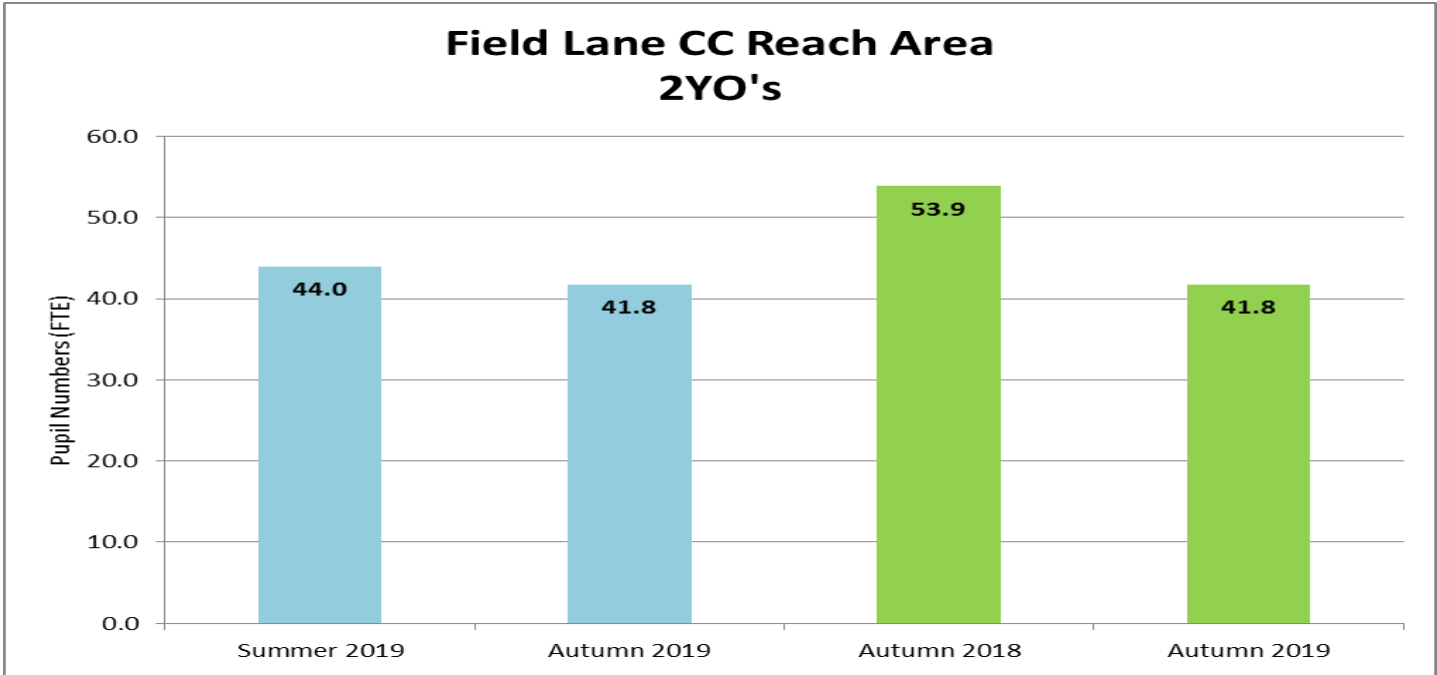
Type of Care	No. of Registered Providers	No. of Registered Places	No. of Vacancies	% of Registered Places Vacant
Childminder	7	38	10	26%
Day Nursery	7	410	48	11%
Holiday Scheme	1	24	10	41%
Out of School Care	6	168	54	32%
Nursery Unit of Independent School	0	0	0	0
Pre-school	0	0	0	0
Childcare on Non Domestic Premises	0	0	0	0
Childcare on Domestic Premises	0	0	0	0

The earliest opening time of any setting in this reach area is 6.45am with a day nursery and the latest closing time is 6.30pm with a childminder. There are 2 providers who offer care at the weekend and 1 who offers overnight care.

There are 19 providers, including 4 maintained school nursery / academy nurseries and 1 special school, currently approved to deliver the free early entitlement in this reach area.

Full daycare in a group setting in this area costs an average of £40.00 / day. The average cost of a full time childminding place is £34.60 / day. The average price of an out of school place is £5.75 for a before school session and £8.95 for an after school session. A full day in a holiday playscheme costs on average £26.00.

This Reach Area has seen a 22% drop in the take up of the two year old entitlement since Autumn 2018.



Field Lane CC Reach Area	Change Summer 2019 to Autumn 2019		Change Autumn 2018 to Autumn 2019	
	FTE Places	% Change	FTE Places	% Change
2 Year Old Entitlement	-2.2	-5%	-12.1	-22%
Universal Entitlement	-131.2	-38%	-23.2	-10%
Extended Entitlement	-61.6	-36%	-6.9	-6%
Universal & Extended	-192.8	-37%	-30.16	-9%

## Wellholme Park Children's Centre - Childcare Market Management Score 3

Wellholme - Sufficiency Score = 87.9 (110.0)																															
13.3						3.5				12.2			7.0			10.0			3.0			37.8									1.1
1.0	2.0	2.0	2.0	5.0	2.0	0.8	0.8	0.8	4.0	5.0	5.0	3.5	0.7	3.0	5.0	5.0	3.0	4.5	4.0	1.0	5.0	5.0	5.0	1.0	5.0	1.8	5.0	5.0	5.0	3.8	
S1	S2	S3	S4	S5	S6	FI1	FI2	FI3	FI4	HQ1	HQ2	HQ3	I1	I2	I3	Af1	Af2	Af3	IK1	IK2	NP1	NP2	NP3	NP4	NP5	NP6	NP7	NP8	NP9	RT1	
Sustainability						Flexibility				High Quality			Inclusion			Affordability			Information/Knowledge		Number Of Places									Range/Type	

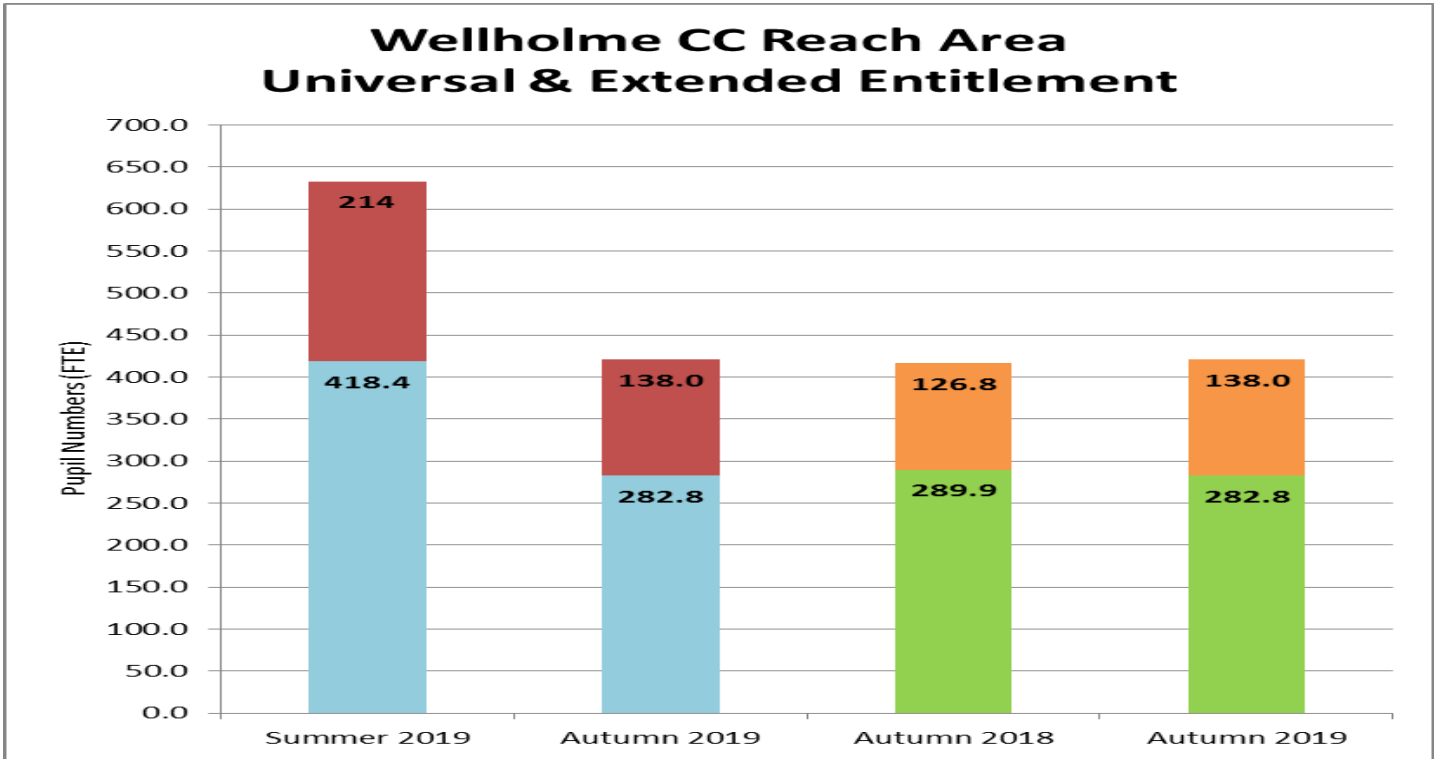
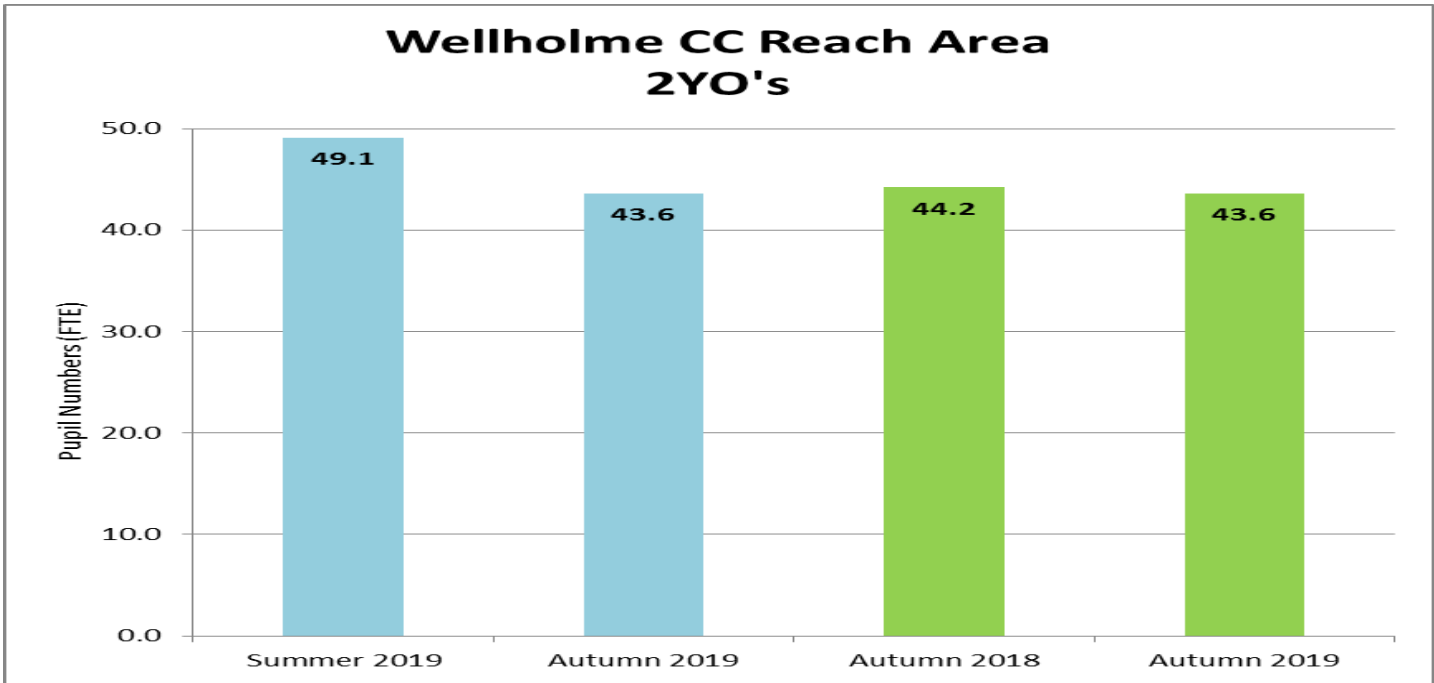
This Children's Centre Reach Area is currently rated 'green' (no change from the end of last year). Vacancies in childminders, day nurseries and pre-schools have decreased since last year.

Type of Care	No. of Registered Providers	No. of Registered Places	No. of Vacancies	% of Registered Places Vacant
Childminder	23	120	27	22%
Day Nursery	6	419	29	6%
Holiday Scheme	2	104	28	26%
Out of School Care	5	156	30	19%
Nursery Unit of Independent School	1	No data	15	N/A
Pre-school	3	72	5	6%
Childcare on Non Domestic Premises	1	80	No data	N/A
Childcare on Domestic Premises	0	0	0	0

The earliest opening time of any setting in this reach area is 7.00am and the latest closing time is 7.00pm with a childminder. There is 1 provider who offers care at the weekend and 1 who offers overnight care.

There are 30 providers, including 2 maintained school nursery / academy nurseries, currently approved to deliver the free early entitlement in this reach area.

Full daycare in a group setting in this area costs an average of £43.40 / day. The average cost of a full time childminding place is £34.80 / day. The average price of an out of school place is £5.90 for a before school session and £10.15 for an after school session. A full day in a holiday playscheme costs on average £39.00.



Wellholme Reach Area	CC	Change Summer 2019 to Autumn 2019		Change Autumn 2018 to Autumn 2019	
		FTE Places	% Change	FTE Places	% Change
2 Year Old Entitlement		-5.5	-11%	-0.6	-1.4%
Universal Entitlement		-135.5	-32%	-7.1	-2%
Extended Entitlement		-76.3	-36%	11.2	9%
Universal & Extended		-211.8	-33%	4.1	1%

## **Conclusion**

The general picture of sufficiency in Calderdale remains healthy.

Only 14% of providers updated their vacancy details with the EYCST in the six months between the start of June and the end of November 2019, meaning that vacancy data should be treated with a high degree of caution. Engaging providers to update their vacancies remains a key challenge for the Local Authority.

In 2019 there was a net loss of 103 childcare places (181 opened against 284 closed). This is a decrease from last year's net loss but remains a significant area of concern for the LA.

8 childminders registered during 2019 (one with a childminder agency) and 21 resigned, which is another large net loss gap for the Authority. An overhaul of the LA's recruitment and training of new childminders will be carried out in early 2020. Target areas will be Elland, Holywell Green, Ovenden, Bradshaw, Holmfield, Mytholmroyd, Siddal and Sowerby Bridge.

## **Summary of Childcare Gaps**

### **Geographical Gaps**

The latest CSA would appear to indicate that there is no immediate whole scale need for increased childcare places across the Borough, with the exception of the Creations, Hebden Vale and Jubilee Reach Areas.

### **Income Gaps**

Nationally, we know that around 35% is the average share of the net income spent by a working couple on childcare costs across the UK and evidence suggests that Calderdale is not a dissimilar figure at an average of 35.8%, an increase from last year. Average costs across the Borough are now £135.00 for 25 hours' care per week and £221.00 for 50 hours' care per week for a child aged 0 – 4, before any funded entitlements are taken into account. There are specific geographical areas of Calderdale where working parents are more likely to report the cost of full time childcare as a barrier: Ash Green at 51%; Boothtown at 43% and Little Stars at 42%. Childcare costs are least likely to be a barrier in Hebden Vale and Wellholme. It should be acknowledged that within a Reach Area there can be significant variances in average household income and these results can mask the very real challenges many families face in meeting rising childcare costs.

The introduction of 30 hours of free childcare for eligible working parents of 3 and 4 year olds from September 2017 has undoubtedly benefited many parents who have seen an immediate and welcome reduction on their overall childcare costs. More providers are now introducing charges for consumables in line with the statutory guidance. The LA offers funded 30 hour places ahead of the legal entitlement where parents can evidence they have a job offer with an immediate start.

Universal Credit benefit allows eligible parents to claim back up to 85% of their childcare costs to a maximum of £646 a month for one child or £1,108 for 2 or more children.

The national Tax Free Childcare scheme still has a relatively low take up at national and local level. Around 259 providers are signed up to the scheme in Calderdale – about 69%.

LA Officers will also continue to support providers to develop sustainable fee strategies within the constraints of the available funding and national statutory guidance.

## **Time Gaps**

Most childcare provision in Calderdale currently meets the needs of parents working a standard day between 8.00am and 6.00pm Monday to Friday. On average both day nurseries and childminders are open for 10 hours / day. There is more flexibility offered by childminders, with several operating outside 8.00am and 6.00pm. Although there are very few numbers of providers offering overnight or weekend care there has not been any reported unmet demand. We know that many parents though use unregistered/informal childcare options to meet the demands of working at atypical times.

Despite the statutory guidance allowing for the delivery of the free entitlement between 6.00am and 8.00pm there are no early education providers offering either of these options, even with the introduction of the extended entitlement for eligible 3 and 4 year olds of working parents.

## **Specific Needs Gaps**

There are known to be a number of barriers for families with children with special educational needs or disabilities, namely higher childcare costs, availability and flexibility of available childcare, childcare which is inappropriate for the child's needs and a lack of real choice. Improving the quality of information about childcare for children with SEND remains a key priority for the LA.

The Local Offer published online at <http://www.calderdale.gov.uk/education/parents/send-offer/index.html> aims to set out a clear joined-up offer for parents, including information on providers and the additional funding and support available to cover assessments, intensive support and specialised care.

The EYCST continues to offer a brokerage service for parents of disabled children who are struggling to locate suitable childcare.

## **Age Gaps**

The first two years of the rollout of the 30 hours childcare entitlement have not seen any unmet demand in Calderdale. However, it is clear that a couple of Reach Areas have experienced the displacement of two year old children or children only accessing the universal 15 hour entitlement as providers offered increased numbers of 30 hour places. The LA will continue to map the take up of all the funded entitlements on a termly basis.

School managed childcare provision is not recorded by Ofsted and so it is more difficult to ascertain the true level of supply. Most schools offer a range of after school group based clubs but these do not always meet parents' childcare needs.

Holiday childcare for children aged 11+ remains a gap in most parts of the Borough; sessions run by private and voluntary sector organisations are helping to meet some of the demand but many working parents find they do not run for the whole day and additional childcare arrangements are required. The Play Development Service runs a number of play sessions, primarily for children aged 5 - 14.

'Managing the Market' discussions take place throughout the year to establish if there are sufficiency or sustainability issues in any of Calderdale's localities and agree any actions required. The LA uses the findings of these to assess the quality, sustainability and workforce development requirements of individual settings in order to direct Council resources.

## Childcare Sufficiency Action Plans for Children's Centre Reach Areas / Borough Wide Area

<b>Halifax Central Children's Centre Reach Area Actions</b>	<b>Action By Team</b>	<b>Action By Date</b>
Seek Children's Centre feedback on a termly basis relating to the non take up of two year old places and establish if any actions are to be taken.	Early Years & Childcare Sufficiency Team	31 <sup>st</sup> March 2021
Carry out a 'vacancy sweep' of all registered providers in this reach area to build a more accurate dataset of vacancy levels. Encourage providers to sign up to the provider update system.	Early Years & Childcare Sufficiency Team	31st December 2020

<b>Upper Valley Children's Centre Reach Area Actions</b>	<b>Action By Team</b>	<b>Action By Date</b>
Seek Children's Centre feedback on a termly basis relating to the non take up of two year old places and establish if any actions are to be taken.	Early Years & Childcare Sufficiency Team	31st March 2021
Carry out a 'vacancy sweep' of all registered providers in this reach area to build a more accurate dataset of vacancy levels. Encourage providers to sign up to the provider update system.	Early Years & Childcare Sufficiency Team	31st December 2020

<b>Halifax North &amp; East Children's Centre Reach Area Actions</b>	<b>Action By Team</b>	<b>Action By Date</b>
Seek Children's Centre feedback on a termly basis relating to the non take up of two year old places and establish if any actions are to be taken.	Early Years & Childcare Sufficiency Team	31st March 2021
Carry out a 'vacancy sweep' of all registered providers in this reach area to build a more accurate dataset of vacancy levels. Encourage providers to sign up to the provider update system.	Early Years & Childcare Sufficiency Team	31st December 2020

<b>Lower Valley Children's Centre Reach Area Actions</b>	<b>Action By Team</b>	<b>Action By Date</b>
Seek Children's Centre feedback on a termly basis relating to the non take up of two year old places and establish if any actions are to be taken.	Early Years & Childcare Sufficiency Team	31st March 2021
Carry out a 'vacancy sweep' of all registered providers in this reach area to build a more accurate dataset of vacancy levels. Encourage providers to sign up to the provider update system.	Early Years & Childcare Sufficiency Team	31st December 2020

<b>Borough wide Actions</b>	<b>Action By Team</b>	<b>Action By Date</b>
Encourage providers to sign up to the Tax Free Childcare Scheme in order to be able to receive payments from providers	Early Years & Childcare Sufficiency Team Finance Team	31 <sup>st</sup> March 2021
Run a marketing campaign to raise awareness of the new Tax Free Childcare Scheme to parents to promote affordable childcare	Early Years & Childcare Sufficiency Team in partnership with the Children's Centres	31 <sup>st</sup> March 2021
Carry out a targeted childminder recruitment campaign to counteract number of places lost during 2019. Target areas are Elland, Holywell Green, Ovenden, Bradshaw, Holmfield, Mytholmroyd, Siddal and Sowerby Bridge.	Early Years & Childcare Sufficiency Team Early Years Improvement Officers Team	31 <sup>st</sup> March 2021
Increase take up of DAF by early years and childcare providers	Early Years & Childcare Sufficiency Team	31 <sup>st</sup> March 2021
Run a social media campaign to increase take up of the two year old entitlement in targeted areas	Early Years & Childcare Sufficiency Team	31 <sup>st</sup> June 2020.

This Childcare Sufficiency Assessment Review was carried out between December 2019 and January 2020. The next CSA Review will be carried out between December 2020 and January 2021.

Further information can be obtained from the Senior Early Years & Childcare Sufficiency Officer on 01422 392694 or by emailing [fis@calderdale.gov.uk](mailto:fis@calderdale.gov.uk).

**Appendix 1 - Places opened and closed by Children's Centre Reach Area 1<sup>st</sup> January 2019 – 31<sup>st</sup> December 2019**

<b>Reach Area</b>	<b>Places Opened</b>	<b>Places Closed</b>	<b>Net Change</b>
Ash Green	0	0	0
Boothtown	0	0	0
Creations	0	10	-10
Elland	0	112	-112
Field Lane	42	74	-32
Hebden Vale	21	40	-19
Illingworth	12	0	+12
Innovations	0	0	0
Jubilee	0	0	0
Kevin Pearce	68	24	+44
Little Stars	0	0	0
New Road	0	12	-12
Siddal	26	0	+26
Sunshine (Mount Pellon)	0	0	0
Todmorden	6	0	+6
Wellholme	6	12	-6
<b>Total</b>	<b>181</b>	<b>284</b>	<b>-103</b>

Appendix 2 - Family Health Service Child Data 0 - 4 year olds by Reach Area December 2019

Children's Centre Reach Area	Age 0	Age 1	Age 2	Age 3	Age 4	Grand Total
Ash Green	53	65	69	65	58	310
Boothtown	76	79	88	103	112	458
Creations	101	148	159	147	158	713
Elland	178	240	224	229	262	1133
Field Lane	103	129	125	154	140	651
Hebden Vale	220	261	242	254	288	1265
Illingworth	63	87	83	102	84	419
Innovations	80	75	90	83	81	409
Jubilee	108	117	130	139	120	614
Kevin Pearce	207	226	228	236	216	1113
Little Stars	125	142	155	149	137	708
New Road	157	150	158	153	162	780
Siddal	185	194	210	221	219	1029
Sunshine	85	98	90	110	107	490
Todmorden	148	140	164	177	145	774
Wellholme	201	235	204	248	215	1103
<b>Grand Total</b>	<b>2090</b>	<b>2386</b>	<b>2419</b>	<b>2570</b>	<b>2504</b>	<b>11969</b>

### Appendix 3 - EYFSP key measures by year

	Average Total Points Score			% Achieving GLD		
	2017	2018	2019	2017	2018	2019
ENGLAND	34.5	34.6	34.6	70.7	71.5	71.8
YORKSHIRE & HUMBER	34.1	34.3	34.4	68.8	64.4	70.0
<b>Calderdale</b>	<b>33.9</b>	<b>34.3</b>	<b>34.2</b>	<b>68.3</b>	<b>70.0</b>	<b>70.5</b>
Calderdale Gap to National	0.6	0.3	0.4	2.4	1.5	1.3
West Yorkshire Rank (5 LAs)	3	3	3	1	1	2
Yorkshire & Humber (15 LAs)	10	7	9	10	8	8
National Rank (151 LAs)	102	83	87	114	104	103

70.5% of the EYFS cohort achieved a Good Level of Development (GLD), up from 70.0% in 2018. Fewer pupils achieve GLD in Calderdale than is the case nationally, but the three year change in the GLD measure sees double the rate of improvement in Calderdale than nationally. A 'blip' in the 2017 results, which saw a sharp increase in the gap to national due to not matching national performance, has not been continued and – overall – the gap has closed over the last three years. The year on year change for national from 2018 to 2019 was an improvement of 0.3 percentage points (pp). The Calderdale year on year change from 2018 to 2019 – after the 2017 blip - was 0.5pp.

Average Total Point Score (ATPS) in Calderdale (34.2) remains below national and the gap has widened from 2018 to 2019 due to a 0.1 point drop in Calderdale. Over three years, however, the gap has closed by a third.

As in previous years, the median ATPS for Calderdale is 34 points which is the same as Yorkshire and the Humber region and the National median.

The Local Authority has a group of LA Officers and key stakeholders who meet quarterly to address the issue of 'Mind the Gap.'

## Appendix 4 – Average Provider Costs December 2019

<b>Childminder</b>	
After School	£8.83
Before School	£5.53
Per day	£33.42
Per half day	£19.07
Per hour	£3.98
Per session am	£21.42
Per session pm	£20.83
Per week	£159.00
<b>Day nursery</b>	
After School	£10.56
Before School	£6.18
Per day	£42.11
Per half day	£25.86
Per hour	£5.86
Per session am	£26.74
Per session pm	£25.93
Per week	£188.67
<b>Holiday Scheme</b>	
Per day	£27.87
Per half day	£12.50
<b>Maintained Nursery Schools and Classes</b>	
Per session am	£12.50
Per session pm	£12.50
<b>Nursery Units of Independent Schools</b>	
Per day	£39.50
Per week	£195.00
<b>Out of School Care</b>	
After School	£8.02
Before School	£4.24
<b>Pre-School</b>	
After School	£4.67
Before School	£7.32
Per day	£23.04
Per hour	£3.44
Per session am	£11.78
Per session pm	£9.82
Per week	£127.75

**-END-**